

STATEMENT OF APPROPRIATIONS, ALLOTMENTS, OBLIGATIONS, DISBURSEMENTS AND BALANCES
As of the Quarter Ending December 31, 2017

Department: Department of Agriculture (DA)

Agency: Philippine Carabao Center

Operating Unit: N/A

Organization Code (UACS): 050100000000

Fund Cluster: 01 - Regular Agency Fund

Authorization: 01 - Current Year Appropriations

Report Status: SUBMITTED

Particulars	UACS CODE	Appropriation			Allotments			Current Year Obligations					Current Year Disbursements					Balances						
		Authorized Appropriation	Adjustments (Transfer To)/From, Realignment	Adjusted Appropriations	Allotments Received	Adjustments (Withdrawal, Realignment)	Transfer To	Transfer From	Adjusted Total Allotments	1st Quarter Ending March 31	2nd Quarter Ending June 30	3rd Quarter Ending Sept. 30	4th Quarter Ending Dec. 31	Total	1st Quarter Ending March 31	2nd Quarter Ending June 30	3rd Quarter Ending Sept. 30	4th Quarter Ending Dec. 31	Total	Unreleased Appropriations	Unobligated Allotment	Unpaid Obligations (15-20) = (23+24)		
1	2	3	4	5=(3+4)	6	7	8	9	10=[(8)-(7)+9]	11	12	13	14	15=(11+12+13+14)	16	17	18	19	20=(16+17+18+19)	21=(5-10)	22=(10-15)	23	24	
I. Agency Specific Budget																								
Specific Budgets of National Government Agencies	01010101																							
General Administration and Support	00000100000000	37,257,000.00	4,945,000.00	42,202,000.00	35,816,000.00	4,945,000.00			40,561,000.00	9,547,083.19	12,338,842.28	8,187,801.66	10,376,806.57	40,450,533.70	5,055,884.78	11,342,980.91	10,403,539.43	13,263,088.87	40,065,493.79	1,641,000.00	110,466.30	183,834.72	201,205.19	
General Management and Supervision	103001000100000	35,330,000.00	4,945,000.00	40,275,000.00	35,330,000.00	4,945,000.00			40,275,000.00	9,547,083.19	12,338,842.28	8,187,801.66	10,090,806.57	40,164,533.70	5,055,884.78	11,342,980.91	10,403,539.43	13,263,088.87	40,065,493.79		110,466.30	183,834.72	(84,794.81)	
PS		11,509,000.00	4,945,000.00	16,454,000.00	11,509,000.00	4,945,000.00			16,454,000.00	2,390,121.50	3,256,625.50	2,418,328.50	8,378,424.50	16,443,500.00	2,259,880.34	3,252,356.92	2,418,328.50	8,287,534.88	16,216,100.64		10,500.00	119,000.00	106,399.36	
MOOE		20,256,000.00		20,256,000.00	20,256,000.00				20,256,000.00	7,156,961.69	6,121,831.08	5,451,528.16	1,608,854.07	20,240,175.00	2,796,004.44	8,090,623.99	5,055,614.42	4,873,669.51	20,615,912.38			64,834.72	(440,572.08)	
Fin Ex		50,000.00		50,000.00	50,000.00				50,000.00										50,000.00					
CO		3,515,000.00		3,515,000.00	3,515,000.00				3,515,000.00		2,960,385.70	317,945.00	202,528.00	3,480,858.70			2,929,596.51	301,884.28	3,231,480.79		34,141.30		249,377.91	
Administration of Personnel Benefits	103001000200000	1,927,000.00		1,927,000.00	286,000.00				286,000.00				286,000.00	286,000.00						1,641,000.00			286,000.00	
PS		1,927,000.00		1,927,000.00	286,000.00				286,000.00				286,000.00	286,000.00						1,641,000.00			286,000.00	
Operations	000003000000000	382,553,000.00	(4,945,000.00)	377,608,000.00	382,553,000.00	(4,945,000.00)			377,608,000.00	119,528,636.59	97,040,235.34	73,948,406.17	86,908,580.56	377,421,859.05	96,715,913.32	89,322,516.52	74,690,136.89	77,451,703.51	338,180,270.34		186,140.95	6,889,310.69	30,372,278.02	
MFO 1: TECHNICAL AND SUPPORT SERVICES	000003010000000	382,553,000.00	(4,945,000.00)	377,608,000.00	382,553,000.00	(4,945,000.00)			377,608,000.00	119,528,636.59	97,040,235.34	73,948,406.17	86,908,580.56	377,421,859.05	96,715,913.32	89,322,516.52	74,690,136.89	77,451,703.51	338,180,270.34		186,140.95	6,889,310.69	30,372,278.02	
Formulation and Monitoring of Policies, Plans and Programs	162003010100000	10,076,000.00		10,076,000.00	10,076,000.00				10,076,000.00	1,956,634.70	1,628,823.92	2,424,192.48	4,166,348.90	10,076,000.00	1,388,282.47	1,810,871.40	2,253,990.64	3,945,187.31	9,398,331.82			265,551.00	412,117.16	
PS		4,459,000.00		4,459,000.00	4,459,000.00				4,459,000.00	961,825.00	1,218,693.40	908,548.54	1,368,673.06	4,459,000.00	910,026.52	1,198,058.40	938,419.77	1,276,040.37	4,320,545.06			89,000.00	49,454.94	
MOOE		5,617,000.00		5,617,000.00	5,617,000.00				5,617,000.00	994,709.70	308,970.52	1,515,643.94	2,797,675.84	5,617,000.00	478,256.95	612,813.00	1,317,570.87	2,669,146.94	5,077,786.76			176,551.00	362,662.24	
Production Support Services	162003010200000	221,827,000.00	(4,945,000.00)	216,882,000.00	221,827,000.00	(4,945,000.00)			216,882,000.00	63,406,433.02	50,768,337.28	42,078,925.63	40,473,360.87	216,813,058.78	72,079,143.49	55,415,218.43	41,203,475.97	38,863,786.63	206,181,624.51		69,943.22	4,211,384.97	6,440,047.30	
PS		45,941,000.00		45,941,000.00	45,941,000.00				45,941,000.00	9,869,900.27	16,060,086.82	10,072,979.82	9,903,044.71	45,905,011.62	9,777,357.18	16,060,088.82	10,059,642.13	9,367,186.72	45,283,272.85			35,988.38	540,011.62	
MOOE		175,886,000.00	(4,945,000.00)	170,941,000.00	175,886,000.00	(4,945,000.00)			170,941,000.00	73,627,532.75	34,706,250.44	32,003,945.81	30,570,316.16	170,908,045.16	62,901,786.30	39,355,131.61	31,144,833.84	27,496,599.91	160,889,351.66			32,954.84	3,671,373.35	
Market Development Services	162003010300000	14,078,000.00		14,078,000.00	14,078,000.00				14,078,000.00	1,086,228.82	2,277,527.07	1,739,332.28	8,974,911.03	14,078,000.00	640,838.78	1,164,662.06	2,308,571.64	4,321,393.55	8,435,466.03			915,463.00	4,727,070.97	
MOOE		14,078,000.00		14,078,000.00	14,078,000.00				14,078,000.00	1,086,228.82	2,277,527.07	1,739,332.28	8,974,911.03	14,078,000.00	640,838.78	1,164,662.06	2,308,571.64	4,321,393.55	8,435,466.03			915,463.00	4,727,070.97	
Extension Support Education and Training Services	162003010400000	14,890,000.00		14,890,000.00	14,890,000.00				14,890,000.00	2,484,148.83	2,347,137.39	3,670,468.63	5,988,247.48	14,890,000.00	1,395,638.20	2,588,481.87	2,986,555.06	5,474,344.52	12,432,917.65			556,892.84	1,898,089.71	
PS		3,547,000.00		3,547,000.00	3,547,000.00				3,547,000.00	721,595.00	1,062,350.46	728,124.51	1,034,590.03	3,547,000.00	676,803.72	1,057,007.46	739,213.81	1,031,551.28	3,504,576.25				42,423.76	
MOOE		11,143,000.00		11,143,000.00	11,143,000.00				11,143,000.00	1,762,211.53	1,284,786.93	3,142,344.12	4,953,657.42	11,143,000.00	708,732.48	1,629,474.41	2,247,341.25	4,442,793.26	8,928,341.40			556,892.84	1,655,656.96	
Research and Development	168003010500000	121,882,000.00		121,882,000.00	121,882,000.00				121,882,000.00	30,505,192.72	40,120,409.70	23,835,487.15	27,303,712.70	121,764,802.27	20,622,112.39	28,345,282.76	25,937,543.68	25,846,991.50	101,751,930.33		117,187.73	2,917,919.08	17,094,932.86	
PS		28,643,000.00		28,643,000.00	28,643,000.00				28,643,000.00	5,711,320.50	9,597,529.55	6,162,276.50	7,143,516.89	28,614,643.44	5,827,177.43	9,583,093.55	6,180,151.59	6,672,612.36	28,083,234.93			28,356.56	469,643.44	
MOOE		74,839,000.00		74,839,000.00	74,839,000.00				74,839,000.00	15,893,872.22	27,552,880.15	17,413,210.65	13,977,763.71	74,837,728.73	6,094,934.96	18,762,189.21	17,035,599.24	18,084,216.81	59,976,940.02		1,273.27	1,668,175.84	13,192,611.07	
CO		18,400,000.00		18,400,000.00	18,400,000.00				18,400,000.00	6,900,000.00	2,970,000.00	260,000.00	6,182,432.10	18,312,432.10	6,900,000.00		2,721,792.65	2,089,562.53	13,711,755.38			87,567.90	780,100.00	
Sub-Total, Agency-Specific		419,816,000.00		419,816,000.00	419,816,000.00				419,816,000.00	129,075,716.78	109,378,077.62	82,134,207.83	97,283,387.52	417,872,392.75	101,771,786.10	100,665,497.43	85,093,676.42	90,714,792.18	378,245,764.13	1,641,000.00	296,607.25	9,053,145.41	30,573,483.21	
PS		96,026,000.00	4,945,000.00	100,971,000.00	94,385,000.00	4,945,000.00			99,330,000.00	19,654,202.27	31,198,445.73	20,290,257.87	28,114,249.19	99,255,155.06	18,251,245.19	31,150,603.16	20,332,755.80	26,635,125.59	97,369,729.73	1,641,000.00	74,844.94	1,207,655.06	677,770.27	
MOOE		301,819,000.00	(4,945,000.00)	296,874,000.00	301,819,000.00	(4,945,000.00)			296,874,000.00	100,521,517.61	72,262,246.19	61,266,004.96	62,784,178.23	296,823,946.69	73,620,692.91	69,514,894.26	59,109,531.26	61,687,619.78	265,932,798.23			50,053.11	7,055,390.35	
Fin Ex		50,000.00		50,000.00	50,000.00				50,000.00										50,000.00					
CO		21,915,000.00		21,915,000.00	21,915,000.00				21,915,000.00	8,900,000.00	5,930,385.70	577,945.00	6,384,960.10	21,793,290.80	8,900,000.00		5,681,389.36	2,391,846.81	16,943,236.17		121,708.20	780,100.00	4,059,954.63	
II. Automatic Appropriations																								
Retirement and Life Insurance Premiums	01104102																							
General Administration and Support	000001000000000	1,020,000.00	259,074.00	1,279,074.00	1,279,074.00				1,279,074.00	265,190.08	262,186.92	260,384.28	451,336.84	1,229,098.12	265,190.08	262,186.92	260,384.28	451,336.84	1,229,098.12			49,975.88		
General Management and Supervision	103001000100000	1,020,000.00	259,074.00	1,279,074.00	1,279,074.00				1,279,074.00	265,190.08	262,18													

Particulars	UACS CODE	Appropriation			Allotments					Current Year Obligations					Current Year Disbursements					Balances						
		Authorized Appropriation	Adjustments (To)/From, Reassignment	Adjusted Appropriations	Allotments Received	Adjustments (Withdrawal, Reassignment)	Transfer To	Transfer From	Adjusted Total Allotments	1st Quarter Ending March 31	2nd Quarter Ending June 30	3rd Quarter Ending Sept. 30	4th Quarter Ending Dec. 31	Total	1st Quarter Ending March 31	2nd Quarter Ending June 30	3rd Quarter Ending Sept. 30	4th Quarter Ending Dec. 31	Total	Unreleased Appropriations	Unobligated Allotment	Unpaid Obligations (15-20) = (23+24)				
1	2	3	4	5=(3+4)	6	7	8	9	10=(8+9)	11	12	13	14	15=(11+12+13+14)	16	17	18	19	20=(16+17+18+19)	21=(5-10)	22=(6-15)	23	24			
Formulation and Monitoring of Policies, Plans and Programs	162003010100000	410,000.00		410,000.00	410,000.00				410,000.00	108,054.00	114,483.42	102,246.12	85,216.46	410,000.00	108,054.00	114,483.42	102,246.12	85,216.46	410,000.00							
PS		410,000.00		410,000.00	410,000.00				410,000.00	108,054.00	114,483.42	102,246.12	85,216.46	410,000.00	108,054.00	114,483.42	102,246.12	85,216.46	410,000.00							
Production Support Services	162003010200000	4,038,000.00		4,038,000.00	4,038,000.00				4,038,000.00	1,025,635.02	1,333,455.66	1,062,764.86	616,144.46	4,038,000.00	1,025,635.02	1,333,455.66	1,062,764.86	616,144.46	4,038,000.00							
PS		4,038,000.00		4,038,000.00	4,038,000.00				4,038,000.00	1,025,635.02	1,333,455.66	1,062,764.86	616,144.46	4,038,000.00	1,025,635.02	1,333,455.66	1,062,764.86	616,144.46	4,038,000.00							
Extension Support Education and Training Services	162003010400000	328,000.00		328,000.00	328,000.00				328,000.00	81,981.00	89,258.24	78,389.94	78,370.82	328,000.00	81,981.00	89,258.24	78,389.94	78,370.82	328,000.00							
PS		328,000.00		328,000.00	328,000.00				328,000.00	81,981.00	89,258.24	78,389.94	78,370.82	328,000.00	81,981.00	89,258.24	78,389.94	78,370.82	328,000.00							
Research and Development	168003010500000	2,567,000.00		2,567,000.00	2,567,000.00				2,567,000.00	622,398.96	809,165.46	659,074.32	476,361.26	2,567,000.00	622,398.96	809,165.46	659,074.32	476,361.26	2,567,000.00							
PS		2,567,000.00		2,567,000.00	2,567,000.00				2,567,000.00	622,398.96	809,165.46	659,074.32	476,361.26	2,567,000.00	622,398.96	809,165.46	659,074.32	476,361.26	2,567,000.00							
Sub-Total, Automatic Appropriations		8,383,000.00	259,074.00	8,622,074.00	8,622,074.00				8,622,074.00	2,093,259.06	2,608,549.70	2,162,859.52	1,707,429.84	8,572,098.12	2,093,259.06	2,608,549.70	2,162,859.52	1,707,429.84	8,572,098.12			49,975.88				
PS		8,383,000.00	259,074.00	8,622,074.00	8,622,074.00				8,622,074.00	2,093,259.06	2,608,549.70	2,162,859.52	1,707,429.84	8,572,098.12	2,093,259.06	2,608,549.70	2,162,859.52	1,707,429.84	8,572,098.12			49,975.88				
MOOE																										
Fin Ex																										
CO																										
III. Special Purpose Fund																										
Miscellaneous Personnel Benefits Fund	01101408		5,872,912.00	5,872,912.00	5,872,912.00				5,872,912.00					5,872,912.00					2,331,086.50	2,941,895.07	5,272,981.57			699,930.43		
Miscellaneous Personnel Benefits Fund	000000070000000		5,872,912.00	5,872,912.00	5,872,912.00				5,872,912.00					5,872,912.00					2,331,086.50	2,941,895.07	5,272,981.57			699,930.43		
Performance-Based Bonus	103009070100000		2,720,336.00	2,720,336.00	2,720,336.00				2,720,336.00					2,720,336.00					2,331,086.50	312,807.50	2,643,894.00			76,442.00		
PS			2,720,336.00	2,720,336.00	2,720,336.00				2,720,336.00					2,720,336.00					2,331,086.50	312,807.50	2,643,894.00			76,442.00		
Funding Requirements for the Filling up of Unfilled Positions	103009070200000		3,152,576.00	3,152,576.00	3,152,576.00				3,152,576.00					3,152,576.00					2,629,087.57	2,629,087.57				523,488.43		
PS			3,152,576.00	3,152,576.00	3,152,576.00				3,152,576.00					3,152,576.00					2,629,087.57	2,629,087.57				523,488.43		
Pension and Gratuity Fund	01101407		4,382,774.00	4,382,774.00	4,382,774.00				4,382,774.00					4,382,774.00					4,365,716.68	4,365,716.68				17,057.32		
Miscellaneous Personnel Benefits Fund	000000080000000		4,382,774.00	4,382,774.00	4,382,774.00				4,382,774.00					4,382,774.00					4,365,716.68	4,365,716.68				17,057.32		
For payment of monetization of issue credits	103000804000000		4,382,774.00	4,382,774.00	4,382,774.00				4,382,774.00					4,382,774.00					4,365,716.68	4,365,716.68				17,057.32		
PS			4,382,774.00	4,382,774.00	4,382,774.00				4,382,774.00					4,382,774.00					4,365,716.68	4,365,716.68				17,057.32		
Sub-Total, SPF			10,255,686.00	10,255,686.00	10,255,686.00				10,255,686.00					10,255,686.00					9,638,698.25	2,331,086.50	7,307,611.75			616,987.75		
PS			10,255,686.00	10,255,686.00	10,255,686.00				10,255,686.00					10,255,686.00					9,638,698.25	2,331,086.50	7,307,611.75			616,987.75		
MOOE																										
Fin Ex																										
CO																										
GRAND TOTAL		428,173,000.00	10,514,760.00	438,687,760.00	437,040,760.00				437,040,760.00	131,168,978.84	111,987,627.32	86,940,981.35	105,985,621.61	436,083,168.12	103,865,057.16	103,274,047.13	89,587,622.44	99,729,833.77	396,468,580.50	1,641,000.00	963,570.88	9,053,146.41	30,573,483.21			
PS		104,389,000.00	15,459,760.00	119,848,760.00	119,282,760.00			4,945,000.00	118,207,760.00	21,747,481.33	33,804,990.43	25,097,011.39	36,816,483.28	117,465,851.43	21,344,804.25	33,759,162.86	24,926,701.02	35,850,167.18	115,580,526.10	1,641,000.00	741,808.67	1,207,858.06	677,770.27			
MOOE		301,819,000.00	(4,945,000.00)	296,874,000.00	301,819,000.00	(4,945,000.00)			296,874,000.00	100,521,517.51	72,262,246.19	61,266,004.96	62,784,178.23	296,823,946.89	73,620,952.91	69,514,894.28	56,109,531.26	61,687,819.78	263,932,798.23		50,053.11	7,065,390.35	25,835,758.31			
Fin Ex		50,000.00		50,000.00	50,000.00				50,000.00					50,000.00												
CO		21,915,000.00		21,915,000.00	21,915,000.00				21,915,000.00	8,900,000.00	5,930,385.70	5,777,945.00	6,384,960.10	21,793,290.80	8,900,000.00				5,651,389.36	2,391,846.81	16,943,236.17			121,703.20	790,100.00	4,059,954.63

Certified Correct:

Certified Correct:

Recommended By:

Approved By:

AMEE T. FULGENCIO

CHEERY CARL C. RIVERA

J. GARMENA, JEAN

DEL BARRIO, ARNEL

Budget Officer

Chief Accountant

Director, FMS

Agency Head/Department

Date: 30/Jan/2018

Date:


Date: 30/Jan/2018

Date: 30/Jan/2018


This report was generated using the Unified Reporting System on 30/01/2018 08:55

Particulars	UACS CODE	Appropriation			Allotments					Current Year Obligations					Current Year Disbursements					Balances					
		Authorized Appropriation	Adjustments (Transfer (To)/From, Realignment)	Adjusted Appropriations	Allotments Received	Adjustments (Withdrawal, Realignment)	Transfer To	Transfer From	Adjusted Total Allotments	1st Quarter Ending March 31	2nd Quarter Ending June 30	3rd Quarter Ending Sept. 30	4th Quarter Ending Dec. 31	Total	1st Quarter Ending March 31	2nd Quarter Ending June 30	3rd Quarter Ending Sept. 30	4th Quarter Ending Dec. 31	Total	Unreleased Appropriations	Unobligated Allotment	Unpaid Obligations (15-20) = (23+24)			
										11	12	13	14		15=(11+12+13+14)	16	17	18				19	20=(16+17+18+19)	21=(8-10)	22=(16-18)
CO		2,492,478.91		2,492,478.91	2,492,478.91			2,492,478.91					2,428,528.57					998,857.15	798,167.85	594,918.07	2,322,943.07		66,950.34	1,063,785.50	(953,200.00)


Certified Correct:


FULGENCIO, AIMEE T.
 Budget Officer
 Date: 29/Jan/2018

Certified Correct:


RIVERA, CHERRY PEARL C.
 Chief Accountant
 Date:

Recommended By:


GASMENA, JEAN
 Director, FMS
 Date: 29/Jan/2018

Approved By:


DEL BARRIO, ARNEL
 Agency Head/Department
 Date: 29/Jan/2018

Particulars	UACS CODE	Appropriation			Allotments					Current Year Obligations					Current Year Disbursements					Balances			
		Authorized Appropriation	Adjustments (To) From, Realignment	Adjusted Appropriations	Allotments Received	Adjustments (Withdrawal, Realignment)	Transfer To	Transfer From	Adjusted Total Allotments	1st Quarter Ending March 31	2nd Quarter Ending June 30	3rd Quarter Ending Sept. 30	4th Quarter Ending Dec. 31	Total	1st Quarter Ending March 31	2nd Quarter Ending June 30	3rd Quarter Ending Sept. 30	4th Quarter Ending Dec. 31	Total	Unreleased Appropriations	Unobligated Allotment	Unpaid Obligations (15-20) = (23+24)	
																						Due and Demandable	Not Yet Due and Demandable
1	2	3	4	5=(3+4)	6	7	8	9	10=(8+7+4+9)	11	12	13	14	15=(11+12+13+14)	16	17	18	19	20=(16+17+18+19)	21=(5-18)	22=(15-18)	23	24
Production Support Services	162003010200000	4,038,000.00		4,038,000.00	4,038,000.00				4,038,000.00	1,025,635.02	1,333,455.66	1,062,764.86		3,421,855.54	1,025,635.02	1,333,455.66	1,062,764.86		3,421,855.54			616,144.46	
PS		4,038,000.00		4,038,000.00	4,038,000.00				4,038,000.00	1,025,635.02	1,333,455.66	1,062,764.86		3,421,855.54	1,025,635.02	1,333,455.66	1,062,764.86		3,421,855.54			616,144.46	
Extension Support Education and Training Services	162003010400000	328,000.00		328,000.00	328,000.00				328,000.00	81,981.00	89,258.24	78,389.94		249,629.18	81,981.00	89,258.24	78,389.94		249,629.18			76,370.82	
PS		328,000.00		328,000.00	328,000.00				328,000.00	81,981.00	89,258.24	78,389.94		249,629.18	81,981.00	89,258.24	78,389.94		249,629.18			76,370.82	
Research and Development	166003010500000	2,567,000.00		2,567,000.00	2,567,000.00				2,567,000.00	622,398.96	809,165.46	659,074.32		2,090,638.74	622,398.96	809,165.46	659,074.32		2,090,638.74			476,361.26	
PS		2,567,000.00		2,567,000.00	2,567,000.00				2,567,000.00	622,398.96	809,165.46	659,074.32		2,090,638.74	622,398.96	809,165.46	659,074.32		2,090,638.74			476,361.26	
Customs duties and taxes, including tax expenditures	01104105																						
Tax Expenditure Fund	101009160000000																						
MOOE																							
Debt Interest Payments	01104110																						
Debt Service Interest Payments	000009100000000																						
For the Payment of Interest of Foreign and Domestic Indebtedness	107009100000001																						
Fin Ex																							
Internal Revenue Allotment	01104251																						
Allocations to Local Government Units - Internal Revenue Allotment	108009130000000																						
MOOE																							
Net Lending	01104280																						
BSGC - Net Lending	107009170000000																						
CO																							
Sub-Total, Automatic Appropriations		8,363,000.00		8,363,000.00	8,363,000.00				8,363,000.00	2,093,259.06	2,908,549.70	2,162,859.52		6,864,668.28	2,093,259.06	2,806,549.70	2,162,859.52		6,864,668.28			1,488,331.72	
PS		8,363,000.00		8,363,000.00	8,363,000.00				8,363,000.00	2,093,259.06	2,908,549.70	2,162,859.52		6,864,668.28	2,093,259.06	2,806,549.70	2,162,859.52		6,864,668.28			1,488,331.72	
MOOE																							
Fin Ex																							
CO																							
III. Special Purpose Fund																							
Miscellaneous Personnel Benefits Fund	01101406		2,720,336.00	2,720,336.00	2,720,336.00				2,720,336.00			2,643,894.00		2,643,894.00			2,331,086.50		2,331,086.50			76,442.00	312,807.50
Miscellaneous Personnel Benefits Fund	000009070000000		2,720,336.00	2,720,336.00	2,720,336.00				2,720,336.00			2,643,894.00		2,643,894.00			2,331,086.50		2,331,086.50			76,442.00	312,807.50
Performance-Based Bonus	103009070100000		2,720,336.00	2,720,336.00	2,720,336.00				2,720,336.00			2,643,894.00		2,643,894.00			2,331,086.50		2,331,086.50			76,442.00	312,807.50
PS			2,720,336.00	2,720,336.00	2,720,336.00				2,720,336.00			2,643,894.00		2,643,894.00			2,331,086.50		2,331,086.50			76,442.00	312,807.50
Sub-Total, SPF			2,720,336.00	2,720,336.00	2,720,336.00				2,720,336.00			2,643,894.00		2,643,894.00			2,331,086.50		2,331,086.50			76,442.00	312,807.50
PS			2,720,336.00	2,720,336.00	2,720,336.00				2,720,336.00			2,643,894.00		2,643,894.00			2,331,086.50		2,331,086.50			76,442.00	312,807.50
MOOE																							
Fin Ex																							
CO																							
GRAND TOTAL		428,173,000.00	2,720,336.00	430,893,336.00	429,252,336.00				429,252,336.00	131,166,978.84	111,987,627.32	86,940,961.36		330,097,567.51	103,868,067.16	103,274,047.13	89,587,622.44		296,726,726.73	1,641,000.00	99,154,788.49		33,370,840.79
PS		104,388,000.00	2,720,336.00	107,109,336.00	105,468,336.00				105,468,336.00	21,747,461.33	33,804,995.43	25,097,011.38		80,649,468.15	21,344,504.25	33,759,152.85	24,828,701.82		79,930,358.92	1,641,000.00	24,818,867.85		719,109.23
MOOE		301,819,000.00		301,819,000.00	301,819,000.00				301,819,000.00	100,521,517.51	72,252,246.19	61,296,004.96		234,039,768.65	73,800,852.91	69,514,894.28	59,108,531.26		202,244,978.45			87,779,231.34	31,794,790.21
Fin Ex		50,000.00		50,000.00	50,000.00				50,000.00													50,000.00	
CO		21,915,000.00		21,915,000.00	21,915,000.00				21,915,000.00	8,900,000.00	5,930,385.70	577,945.00		15,408,330.70	8,900,000.00		5,651,389.36		14,551,389.36		6,508,689.30		856,941.34

Certified Correct:


FULGENCIO, AIMEE T.
 Budget Officer

Date:

Certified Correct:


RIVERA, CHERRY PEARL C.
 Chief Accountant

Date:

Recommended By:


GASMENA, JEAN G.
 Director, FMS

Date:

Approved By:


DEL BARRIO, ARNEL N.
 Agency Head/Department

Date:

STATEMENT OF APPROPRIATIONS, ALLOTMENTS, OBLIGATIONS, DISBURSEMENTS AND BALANCES
As of the Quarter Ending September 30, 2017

Department: Department of Agriculture (DA)

Agency: Philippine Carabao Center

Operating Unit: N/A

Organization Code (UACS): 050100000000

Fund Cluster: 01 - Regular Agency Fund

Authorization: 02 - Continuing Appropriations

Report Status: SUBMITTED

Particulars	UACS CODE	Appropriation			Allotments					Current Year Obligations				Current Year Disbursements				Balances																												
		Authorized Appropriation	Adjustments (Transfer To/From, Realignment)	Adjusted Appropriations	Allotments Received	Adjustments (Withdrawal, Realignment)	Transfer To	Transfer From	Adjusted Total Allotments	1st Quarter Ending March 31	2nd Quarter Ending June 30	3rd Quarter Ending Sept. 30	4th Quarter Ending Dec. 31	Total	1st Quarter Ending March 31	2nd Quarter Ending June 30	3rd Quarter Ending Sept. 30	4th Quarter Ending Dec. 31	Total	Unreleased Appropriations	Unobligated Allotment	Unpaid Obligations (19-20) = (23+24)																								
																						Due and Demandable	Not Yet Due and Demandable																							
1	2	3	4	5(3+4)	6	7	8	9	10(8+17+4+1)	11	12	13	14	15(11+12+13+14)	16	17	18	19	20(16+17+18+19)	21(3-15)	22(10-1)	23	24																							
I. Agency Specific Budget																																														
Specific Budgets of National Government Agencies																																														
General Administration and Support	00000100000000	81,572.99		81,572.99	81,572.99				81,572.99	72,449.47	309.08			72,758.55	71,333.87	1,424.68			72,758.55		8,814.44																									
General Management and Supervision	10300100010000	81,572.99		81,572.99	81,572.99				81,572.99	72,449.47	309.08			72,758.55	71,333.87	1,424.68			72,758.55		8,814.44																									
MOOE		72,758.55		72,758.55	72,758.55				72,758.55	72,449.47	309.08			72,758.55	71,333.87	1,424.68			72,758.55		8,814.44																									
CO		8,814.44		8,814.44	8,814.44				8,814.44																																					
Operators	09000300000000	7,000,065.83		7,000,065.83	7,000,065.83				7,000,065.83	818,041.32	5,480,398.11			8,298,439.43	868,170.93	1,780,320.14	2,566,782.06		5,015,273.13		701,626.40		1,283,166.30																							
MFO 1: TECHNICAL AND SUPPORT SERVICES	00000301000000	7,000,065.83		7,000,065.83	7,000,065.83				7,000,065.83	818,041.32	5,480,398.11			8,298,439.43	868,170.93	1,780,320.14	2,566,782.06		5,015,273.13		701,626.40		1,283,166.30																							
Formulation and Monitoring of Policies, Plans and Programs	16200301010000	447,778.93		447,778.93	447,778.93				447,778.93		447,499.80			447,499.80			142,142.80		142,142.80		279.13		305,357.00																							
MOOE		447,778.93		447,778.93	447,778.93				447,778.93		447,499.80			447,499.80			142,142.80		142,142.80		279.13		305,357.00																							
Production Support Services	16200301020000	2,437,752.57		2,437,752.57	2,437,752.57				2,437,752.57	141,275.62	2,245,718.26			2,399,993.68	90,758.75	1,088,048.26	556,266.85		1,715,073.69		50,798.69		671,920.00																							
MOOE		275,893.88		275,893.88	275,893.88				275,893.88	141,275.62	134,018.26			275,893.88	90,758.75	129,191.13	8,624.00		228,573.88		47,320.00		4,320.00																							
CO		2,161,858.69		2,161,858.69	2,161,858.69				2,161,858.69		2,111,100.00			2,111,100.00		938,857.15	547,642.85		1,488,500.00		50,798.69		524,600.00																							
Market Development Services	16200301030000	170,200.54		170,200.54	170,200.54				170,200.54	14,775.00	155,425.54			170,200.54	14,775.00		155,425.54		170,200.54																											
MOOE		170,200.54		170,200.54	170,200.54				170,200.54	14,775.00	155,425.54			170,200.54	14,775.00		155,425.54		170,200.54																											
Extension Support Education and Training Services	16200301040000	492,207.65		492,207.65	492,207.65				492,207.65	197,820.00	294,387.62			492,207.62	197,700.00	114,408.16	179,979.46		492,087.62		.03		120.00																							
MOOE		492,207.65		492,207.65	492,207.65				492,207.65	197,820.00	294,387.62			492,207.62	197,700.00	114,408.16	179,979.46		492,087.62		.03		120.00																							
Research and Development	16800301050000	3,452,126.14		3,452,126.14	3,452,126.14				3,452,126.14	464,170.70	2,337,366.89			2,801,537.59	364,937.18	597,863.70	1,532,967.41		2,495,766.29		650,588.55		305,769.30																							
MOOE		3,130,320.36		3,130,320.36	3,130,320.36				3,130,320.36	464,170.70	2,024,938.32			2,489,109.02	364,937.18	597,863.70	1,281,442.41		2,244,243.29		641,211.34		244,869.73																							
CO		321,805.78		321,805.78	321,805.78				321,805.78		312,428.57			312,428.57			251,525.00		251,525.00		9,377.21		60,905.57																							
Sub-Total, Agency-Specific		7,081,638.82		7,081,638.82	7,081,638.82				7,081,638.82	890,490.79	5,480,707.19			6,371,197.88	739,504.80	1,781,744.82	2,566,782.06		5,088,931.68		710,440.84		1,283,166.30																							
PS																																														
MOOE		4,589,159.91		4,589,159.91	4,589,159.91				4,589,159.91	890,490.79	3,057,178.82			3,947,669.41	739,504.80	842,897.67	1,767,614.21		3,350,006.68		641,490.50		597,662.73																							
Fin Ex																																														
CO		2,492,478.91		2,492,478.91	2,492,478.91				2,492,478.91		2,423,528.57			2,423,528.57			799,167.85		1,738,925.00		68,950.34		685,503.57																							
II. Automatic Appropriations																																														
Sub-Total, Automatic Appropriations																																														
PS																																														
MOOE																																														
Fin Ex																																														
CO																																														
III. Special Purpose Fund																																														
Sub-Total, SPF																																														
PS																																														
MOOE																																														
Fin Ex																																														
CO																																														
GRAND TOTAL		7,081,638.82		7,081,638.82	7,081,638.82				7,081,638.82	890,490.79	5,480,707.19			6,371,197.88	739,504.80	1,781,744.82	2,566,782.06		5,088,931.68		710,440.84		1,283,166.30																							
PS																																														
MOOE		4,589,159.91		4,589,159.91	4,589,159.91				4,589,159.91	890,490.79	3,057,178.82			3,947,669.41	739,504.80	842,897.67	1,767,614.21		3,350,006.68		641,490.50		597,662.73																							
Fin Ex																																														

X

Particulars	UACS CODE	Appropriation			Allotments					Current Year Obligations					Current Year Disbursements					Balances			
		Authorized Appropriation	Adjustments (Transfer (To)/From, Realignment)	Adjusted Appropriations	Allotments Received	Adjustments (Withdrawal, Realignment)	Transfer To	Transfer From	Adjusted Total Allotments	1st Quarter Ending March 31	2nd Quarter Ending June 30	3rd Quarter Ending Sept. 30	4th Quarter Ending Dec. 31	Total	1st Quarter Ending March 31	2nd Quarter Ending June 30	3rd Quarter Ending Sept. 30	4th Quarter Ending Dec. 31	Total	Unreleased Appropriations	Unobligated Allotment	Unpaid Obligations (15-20) = (23+24)	
																						Due and Demandable	Not Yet Due and Demandable
1	2	3	4	5=(3+4)	6	7	8	9	10=(8+9)	11	12	13	14	15=(11+12+13+14)	16	17	18	19	20=(16+17+18+19)	21=(5-16)	22=(6-19)	23	24
CO		2,492,478.91		2,492,478.91	2,492,478.91				2,492,478.91		2,423,526.57			2,423,526.57		938,857.15	799,167.65		1,738,025.00		68,960.34		685,503.57


Certified Correct:


FULGENCIO, AIMEE T.
 Budget Officer
 Date: 27/Oct/2017

Certified Correct:


RIVERA, CHERRY PEARL C.
 Chief Accountant
 Date:

Recommended By:


GASMEÑA, JEAN
 Director, FMS
 Date: 27/Oct/2017

Approved By:


DEL BARRIO, ARNEL
 Agency Head/Department
 Date: 27/Oct/2017

STATEMENT OF APPROPRIATIONS, ALLOTMENTS, OBLIGATIONS, DISBURSEMENTS AND BALANCES
As of the Quarter Ending June 30, 2017

FAR No. 1

Department: Department of Agriculture (DA)

Agency: Philippine Carabao Center

Operating Unit: N/A

Organization Code (UACS): 050100000000

Fund Cluster: 01 - Regular Agency Fund

Authorization: 01 - Current Year Appropriations

Report Status: SUBMITTED

Particulars	UACS CODE	Appropriation			Allotments			Current Year Obligations				Current Year Disbursements				Balances								
		Authorized Appropriation	Adjustments (Transfer To/From, Realignment)	Adjusted Appropriations	Allotments Received	Adjustments (Withdrawal, Realignment)	Transfer To	Transfer From	Adjusted Total Allowance	1st Quarter Ending March 31	2nd Quarter Ending June 30	3rd Quarter	4th Quarter	Total	1st Quarter Ending March 31	2nd Quarter Ending June 30	3rd Quarter	4th Quarter	Total	Unreleased Appropriations	Unobligated Allotment	Unpaid Obligations (15-20) + (23+24)		
												Ending Sept. 30	Ending Dec. 31				Ending Sept. 30	Ending Dec. 31				Due and Demandable	Not Yet Due and Demandable	
1	2	3	4	5	6	7	8	9	10	11	12	13	14	15	16	17	18	19	20	21	22	23	24	
Agency Specific Budget																								
Specific Budgets of National Government Agencies	0110101																							
General Administration and Support	00001000000000	37,257,000.00		37,257,000.00	35,616,000.00																			
General Management and Supervision	10300100010000	35,330,000.00		35,330,000.00	35,330,000.00																			
PS		11,509,000.00		11,509,000.00	11,509,000.00																			
MOOE		20,296,000.00		20,296,000.00	20,296,000.00																			
Fin Ex		50,000.00		50,000.00	50,000.00																			
LO		3,515,000.00		3,515,000.00	3,515,000.00																			
Administration of Personal Benefits	103001000250000	1,827,000.00		1,827,000.00	286,000.00																			
PS		1,827,000.00		1,827,000.00	286,000.00																			
Operations	00001000000000	382,553,000.00		382,553,000.00	382,553,000.00																			
MFO 1: TECHNICAL AND SUPPORT SERVICES	00000100000000	382,553,000.00		382,553,000.00	382,553,000.00																			
Formulation and Monitoring of Policies, Plans and Programs	16200301000000	10,076,000.00		10,076,000.00	10,076,000.00																			
PS		4,459,000.00		4,459,000.00	4,459,000.00																			
MOOE		5,617,000.00		5,617,000.00	5,617,000.00																			
Production Support Services	162003010200000	221,827,000.00		221,827,000.00	221,827,000.00																			
PS		45,941,000.00		45,941,000.00	45,941,000.00																			
MOOE		175,886,000.00		175,886,000.00	175,886,000.00																			
Market Development Services	162003010300000	14,078,000.00		14,078,000.00	14,078,000.00																			
MOOE		14,078,000.00		14,078,000.00	14,078,000.00																			
Extension Support Education and Training Services	162003010400000	14,690,000.00		14,690,000.00	14,690,000.00																			
PS		3,547,000.00		3,547,000.00	3,547,000.00																			
MOOE		11,143,000.00		11,143,000.00	11,143,000.00																			
Research and Development	162003010500000	121,882,000.00		121,882,000.00	121,882,000.00																			
PS		28,643,000.00		28,643,000.00	28,643,000.00																			
MOOE		74,839,000.00		74,839,000.00	74,839,000.00																			
CO		18,400,000.00		18,400,000.00	18,400,000.00																			
Sub-Total, Agency-Specific		418,810,000.00		418,810,000.00	418,810,000.00																			
PS		98,026,000.00		98,026,000.00	98,026,000.00																			
MOOE		301,819,000.00		301,819,000.00	301,819,000.00																			
Fin Ex		50,000.00		50,000.00	50,000.00																			
CO		21,915,000.00		21,915,000.00	21,915,000.00																			
Automatic Appropriations																								
Retirement and Life Insurance Premiums	01104102																							
General Administration and Support	00001000000000	1,020,000.00		1,020,000.00	1,020,000.00																			
General Management and Supervision	103001000100000	1,020,000.00		1,020,000.00	1,020,000.00																			
PS		1,020,000.00		1,020,000.00	1,020,000.00																			
Operations	00001000000000	7,343,000.00		7,343,000.00	7,343,000.00																			
MFO 1: TECHNICAL AND SUPPORT SERVICES	00000100000000	7,343,000.00		7,343,000.00	7,343,000.00																			
Formulation and Monitoring of Policies, Plans and Programs	162003010100000	410,000.00		410,000.00	410,000.00																			

J

W

A

Particulars	UACS CODE	Appropriation			Allotments					Current Year Obligations				Current Year Disbursements				Balances						
		Authorized Appropriation	Adjustments (Transfer To/From, Realignment)	Adjusted Appropriations	Allotments Received	Adjustments (Withdrawal, Realignment)	Transfer To	Transfer From	Adjusted Total Allotments	1st Quarter	2nd Quarter	3rd Quarter	4th Quarter	Total	1st Quarter	2nd Quarter	3rd Quarter	4th Quarter	Total	Unreleased Appropriations	Unobligated Allotment	Unpaid Obligations (19-20) = (23-24)		
										Ending March 31	Ending June 30	Ending Sept. 30	Ending Dec. 31		Ending March 31	Ending June 30	Ending Sept. 30	Ending Dec. 31				Due and Demandable	Not Yet Due and Demandable	
1	2	3	4	5=3+4	6	7	8	9	10=9+5+6+7+8	11	12	13	14	15=(11+12+13+14)	16	17	18	19	20=(16+17+18+19)	21=5-16	22=18-19	23	24	
PS		410,000.00		410,000.00	410,000.00				410,000.00	100,000.00	114,483.42			222,537.42	100,000.00	114,483.42			222,537.42			187,482.58		
Production Support Services	162003010200000	4,038,000.00		4,038,000.00	4,038,000.00				4,038,000.00	1,025,635.02	1,333,455.06			2,359,090.08	1,025,635.02	1,333,455.06			2,359,090.08			1,678,909.32		
PS		4,038,000.00		4,038,000.00	4,038,000.00				4,038,000.00	1,025,635.02	1,333,455.06			2,359,090.08	1,025,635.02	1,333,455.06			2,359,090.08			1,678,909.32		
Enhance Support Education and Training Services	102003010400000	328,000.00		328,000.00	328,000.00				328,000.00	81,981.00	89,258.24			171,239.24	81,981.00	89,258.24			171,239.24			156,760.76		
PS		328,000.00		328,000.00	328,000.00				328,000.00	81,981.00	89,258.24			171,239.24	81,981.00	89,258.24			171,239.24			156,760.76		
Research and Development	168003010500000	2,567,000.00		2,567,000.00	2,567,000.00				2,567,000.00	622,398.96	820,165.46			1,431,564.42	622,398.96	820,165.46			1,431,564.42			1,135,435.58		
PS		2,567,000.00		2,567,000.00	2,567,000.00				2,567,000.00	622,398.96	820,165.46			1,431,564.42	622,398.96	820,165.46			1,431,564.42			1,135,435.58		
Sub-Total, Automatic Appropriations		8,363,000.00		8,363,000.00	8,363,000.00				8,363,000.00	2,093,259.06	2,608,549.70			4,701,808.76	2,093,259.06	2,608,549.70			4,701,808.76			3,861,191.24		
PS		8,363,000.00		8,363,000.00	8,363,000.00				8,363,000.00	2,093,259.06	2,608,549.70			4,701,808.76	2,093,259.06	2,608,549.70			4,701,808.76			3,861,191.24		
M. Special Purpose Fund																								
GRAND TOTAL		428,173,000.00		428,173,000.00	428,532,000.00				428,532,000.00	131,168,978.94	111,987,627.32			243,156,606.16	103,865,057.10	103,274,047.13			207,139,104.23	1,641,000.00	183,375,303.84	36,017,501.81		
PS		104,389,000.00		104,389,000.00	102,748,000.00				102,748,000.00	21,747,451.33	33,804,385.43			55,552,456.76	21,344,904.23	33,759,192.85			85,103,657.10	1,641,000.00	47,185,543.24	448,789.86		
MOOE		301,819,000.00		301,819,000.00	301,819,000.00				301,819,000.00	100,321,517.51	72,252,246.19			172,773,763.70	73,820,552.81	69,514,854.28			143,135,447.19		129,045,298.30	28,658,316.51		
Fin Ex		50,000.00		50,000.00	50,000.00				50,000.00												50,000.00			
CO		21,915,000.00		21,915,000.00	21,915,000.00				21,915,000.00	8,900,000.00	5,930,385.70			14,830,385.70	8,900,000.00				8,900,000.00		7,084,614.30	5,830,385.70		

Certified Correct:

Certified Correct:

Recommended By:

Approved By:

FULGENCIO, AIMEE T.

RIVERA, CHERRY PEARL C.

GASMINA, JEAN

DEL BARRIO, ARNEL

Budget Officer

Chief Accountant

Director, FMS

Agency Head/Department

Date: 19/Jul/2017

Date:

Date: 19/Jul/2017

Date: 19/Jul/2017

This report was generated using the Unified Reporting System on 19/07/2017 15:10

STATEMENT OF APPROPRIATIONS, ALLOTMENTS, OBLIGATIONS, DISBURSEMENTS AND BALANCES
As of the Quarter Ending June 30, 2017

Department: Department of Agriculture (DA)
Agency: Philippine Carabao Center
Operating Unit: N/A
Organization Code (UACS): 05010000000
Fund Cluster: 01 - Regular Agency Fund

Authorization: 02 - Continuing Appropriations
Report Status: SUBMITTED

Particulars	UACS CODE	Appropriation			Allotments					Current Year Obligations				Current Year Disbursements				Balances					
		Authorized Appropriation	Adjustments (Transfer To/From, Realignment)	Adjusted Appropriations	Allotments Received	Adjustments (Withdrawal, Realignment)	Transfer To	Transfer From	Adjusted Total Allotments	1st Quarter Ending March 31	2nd Quarter Ending June 30	3rd Quarter Ending Sept. 30	4th Quarter Ending Dec. 31	Total	1st Quarter Ending March 31	2nd Quarter Ending June 30	3rd Quarter Ending Sept. 30	4th Quarter Ending Dec. 31	Total	Unreleased Appropriations	Unobligated Allotment	Unpaid Obligations (15-20) = (23+24)	
1	2	3	4	5=3+4	6	7	8	9	10=(8-7)+9	11	12	13	14	15=(11+12+13+14)	16	17	18	19	20=(16+17+18+19)	21=(6-10)	22=(6-10)	23	24
I. Agency Specific Budget																							
Specific Budgets of National Government Agencies																							
General Administration and Support	00000100000000	81,572.99		81,572.99	81,572.99				81,572.99	72,449.47	309.08			72,758.55	71,333.87	1,424.68			72,758.55			8,814.44	
Office of Management and Supervision	10300100100000	81,572.99		81,572.99	81,572.99				81,572.99	72,449.47	309.08			72,758.55	71,333.87	1,424.68			72,758.55			8,814.44	
MOOE		72,758.55		72,758.55	72,758.55				72,758.55	72,449.47	309.08			72,758.55	71,333.87	1,424.68			72,758.55			8,814.44	
CO		8,814.44		8,814.44	8,814.44				8,814.44														
Operations	00000300010000	7,000,065.83		7,000,065.83	7,000,065.83				7,000,065.83	5,180,041.32	5,480,356.11			6,296,439.43	658,170.93	1,780,320.14			2,448,819.07			701,626.40	3,849,948.36
MFO 1: TECHNICAL AND SUPPORT SERVICES	1000003010000000	7,000,065.83		7,000,065.83	7,000,065.83				7,000,065.83	5,180,041.32	5,480,356.11			6,296,439.43	658,170.93	1,780,320.14			2,448,819.07			701,626.40	3,849,948.36
Formulation and Monitoring of Policies, Plans and Programs	1600030010100000	447,778.93		447,778.93	447,778.93				447,778.93	447,499.80				447,499.80								278.13	447,499.80
MOOE		447,778.93		447,778.93	447,778.93				447,778.93	447,499.80				447,499.80								278.13	447,499.80
Production Support Services	1600030102000000	2,437,752.57		2,437,752.57	2,437,752.57				2,437,752.57	141,275.62	2,245,718.26			2,386,993.88	90,738.75	1,098,046.29			1,158,907.03			50,758.69	1,258,100.85
MOOE		2,437,752.57		2,437,752.57	2,437,752.57				2,437,752.57	141,275.62	2,245,718.26			2,386,993.88	90,738.75	1,098,046.29			1,158,907.03			50,758.69	1,258,100.85
CO		275,893.88		275,893.88	275,893.88				275,893.88	141,275.62	134,816.26			275,893.88	90,738.75	139,191.13			219,949.88			50,758.69	1,172,212.05
Market Development Services	1620030103000000	2,161,858.69		2,161,858.69	2,161,858.69				2,161,858.69	2,111,100.00	155,425.54			2,111,100.00	14,775.00	638,857.15			938,857.15			50,758.69	1,172,212.05
MOOE		170,200.54		170,200.54	170,200.54				170,200.54	14,775.00	155,425.54			170,200.54	14,775.00				14,775.00			50,758.69	135,425.54
Extension Support Education and Training Services	1620030104000000	492,207.65		492,207.65	492,207.65				492,207.65	197,820.00	294,387.62			192,207.62	197,700.00	114,438.16			312,108.16				180,099.40
MOOE		492,207.65		492,207.65	492,207.65				492,207.65	197,820.00	294,387.62			192,207.62	197,700.00	114,438.16			312,108.16				180,099.40
Research and Development	1600030105000000	3,452,126.14		3,452,126.14	3,452,126.14				3,452,126.14	464,170.70	2,337,366.69			2,801,537.39	364,937.19	597,863.70			682,800.66			680,588.56	1,836,730.71
MOOE		3,130,320.36		3,130,320.36	3,130,320.36				3,130,320.36	464,170.70	2,024,938.32			2,489,109.02	364,937.19	597,863.70			682,800.66			680,588.56	1,836,730.71
CO		321,805.78		321,805.78	321,805.78				321,805.78	312,428.57	312,428.57			312,428.57					641,211.34			5,377.21	1,526,308.14
Sub-Total: Agency-Specific		7,081,638.82		7,081,638.82	7,081,638.82				7,081,638.82	890,490.79	5,480,707.19			6,371,197.88	739,504.80	1,781,744.82			2,521,249.82			710,440.84	3,849,948.36
MOOE		4,589,159.91		4,589,159.91	4,589,159.91				4,589,159.91	890,490.79	3,057,178.82			3,947,668.61	739,504.80	842,887.87			1,582,392.47			841,490.50	2,365,276.94
CO		2,492,478.91		2,492,478.91	2,492,478.91				2,492,478.91		2,423,528.37			2,423,528.37		938,857.15			938,857.15			68,950.34	1,484,671.42
II. Automatic Appropriations																							
III. Special Purpose Fund																							
GRAND TOTAL		7,081,638.82		7,081,638.82	7,081,638.82				7,081,638.82	890,490.79	5,480,707.19			6,371,197.88	739,504.80	1,781,744.82			2,521,249.82			710,440.84	3,849,948.36
MOOE		4,589,159.91		4,589,159.91	4,589,159.91				4,589,159.91	890,490.79	3,057,178.82			3,947,668.61	739,504.80	842,887.87			1,582,392.47			841,490.50	2,365,276.94
CO		2,492,478.91		2,492,478.91	2,492,478.91				2,492,478.91		2,423,528.37			2,423,528.37		938,857.15			938,857.15			68,950.34	1,484,671.42

Certified Correct:

Certified Correct:

Recommended By:

Approved By:

FULGENCIO, AIMEE T.
Budget Officer

Date: 19/Jul/2017

RIVERA, CHERRY PEARL C.
Chief Accountant

Date:

GASMENA, JEAN
Director, FMS

Date: 19/Jul/2017

DEL BARRIO, ARNEL

Agency Head/Department

Date: 19/Jul/2017

STATEMENT OF APPROPRIATIONS, ALLOTMENTS, OBLIGATIONS, DISBURSEMENTS AND BALANCES
As of the Quarter Ending March 31, 2017

Department: Department of Agriculture (DA)
Agency: Philippine Carabao Center
Operating Unit: N/A
Organization Code (UACS): 050100000000
Fund Cluster: 01 - Regular Agency Fund

Authorization: 01 - Current Year Appropriations
Report Status: SUBMITTED

Particulars	UACS CODE	Appropriation			Allotments			Current Year Obligations					Current Year Disbursements				Balances						
		Authorized Appropriation	Adjustments (Transfer To/From, Realignment)	Adjusted Appropriations	Allotments Received	Adjustments (Withdrawal, Realignment)	Transfer To	Transfer From	Adjusted Total Allotments	1st Quarter Ending March 31	2nd Quarter Ending June 30	3rd Quarter Ending Sept. 30	4th Quarter Ending Dec. 31	Total	1st Quarter Ending March 31	2nd Quarter Ending June 30	3rd Quarter Ending Sept. 30	4th Quarter Ending Dec. 31	Total	Unreleased Appropriations	Unobligated Allotment	Unpaid Obligations (15-20) = (23+24)	
1	2	3	4	5=3+4	6	7	8	9	10=(8+9+8+9)	11	12	13	14	15=(11+12+13+14)	16	17	18	19	20=(16+17+18+19)	21=(5-10)	22=(15-10)	23	24
I. Agency Specific Budget																							
Specific Budgets of National Government Agencies	01101101																						
General Administration and Support	00000100000000	37,257,000.00		37,257,000.00	35,616,000.00				35,616,000.00	9,547,083.19				9,547,083.19	5,055,884.78				5,055,884.78	1,541,000.00	26,068,916.81		4,491,198.41
General Management and Supervision	103001000100000	35,330,000.00		35,330,000.00	35,330,000.00				35,330,000.00	9,547,083.19				9,547,083.19	5,055,884.78				5,055,884.78	1,541,000.00	25,782,916.81		4,491,198.41
PS		11,509,000.00		11,509,000.00	11,509,000.00				11,509,000.00	2,130,121.50				2,130,121.50	2,259,880.34				2,259,880.34		9,116,878.50		130,241.16
MOOE		20,256,000.00		20,256,000.00	20,256,000.00				20,256,000.00	7,156,961.69				7,156,961.69	2,796,004.44				2,796,004.44		13,099,038.31		4,360,857.25
Fin Ex		50,000.00		50,000.00	50,000.00				50,000.00														50,000.00
CO		3,515,000.00		3,515,000.00	3,515,000.00				3,515,000.00														3,515,000.00
Administration of Personnel Benefits	103001000200000	1,927,000.00		1,927,000.00	286,000.00				286,000.00											1,541,000.00	286,000.00		
PS		1,927,000.00		1,927,000.00	286,000.00				286,000.00											1,541,000.00	286,000.00		
Operations	000003000000000	382,553,000.00		382,553,000.00	382,553,000.00				382,553,000.00	119,528,636.59				119,528,636.59	96,715,913.32				96,715,913.32		263,024,363.41		22,812,723.27
MFO 1: TECHNICAL AND SUPPORT SERVICES	000003010000000	382,553,000.00		382,553,000.00	382,553,000.00				382,553,000.00	119,528,636.59				119,528,636.59	96,715,913.32				96,715,913.32		263,024,363.41		22,812,723.27
Formulation and Monitoring of Policies, Plans and Programs	162003010100000	10,076,000.00		10,076,000.00	10,076,000.00				10,076,000.00	1,996,634.70				1,996,634.70	1,388,282.47				1,388,282.47		8,119,365.30		568,262.23
PS		4,459,000.00		4,459,000.00	4,459,000.00				4,459,000.00	961,925.00				961,925.00	910,026.52				910,026.52		3,497,075.00		51,898.48
MOOE		5,617,000.00		5,617,000.00	5,617,000.00				5,617,000.00	994,709.70				994,709.70	478,255.95				478,255.95		4,622,290.30		516,433.75
Production Support Services	162003010200000	221,827,000.00		221,827,000.00	221,827,000.00				221,827,000.00	83,486,433.02				83,486,433.02	72,679,143.48				72,679,143.48		138,330,566.58		10,817,289.54
PS		45,941,000.00		45,941,000.00	45,941,000.00				45,941,000.00	9,868,900.27				9,868,900.27	9,777,357.18				9,777,357.18		36,072,099.73		91,543.09
MOOE		175,886,000.00		175,886,000.00	175,886,000.00				175,886,000.00	73,617,532.75				73,617,532.75	62,901,786.30				62,901,786.30		102,258,467.25		10,725,746.45
Market Development Services	162003010300000	14,078,000.00		14,078,000.00	14,078,000.00				14,078,000.00	1,086,229.62				1,086,229.62	640,838.78				640,838.78		12,991,770.38		445,390.84
MOOE		14,078,000.00		14,078,000.00	14,078,000.00				14,078,000.00	1,086,229.62				1,086,229.62	640,838.78				640,838.78		12,991,770.38		445,390.84
Extension Support Education and Training Services	162003010400000	14,690,000.00		14,690,000.00	14,690,000.00				14,690,000.00	2,484,146.53				2,484,146.53	1,385,536.20				1,385,536.20		12,205,863.47		1,098,610.33
PS		3,547,000.00		3,547,000.00	3,547,000.00				3,547,000.00	721,935.00				721,935.00	676,803.72				676,803.72		2,825,065.00		45,131.28
MOOE		11,143,000.00		11,143,000.00	11,143,000.00				11,143,000.00	1,762,211.53				1,762,211.53	708,732.48				708,732.48		9,380,798.47		1,053,479.05
Research and Development	158003010500000	121,882,000.00		121,882,000.00	121,882,000.00				121,882,000.00	30,505,192.72				30,505,192.72	20,622,112.39				20,622,112.39		91,376,807.20		9,883,080.33
PS		28,643,000.00		28,643,000.00	28,643,000.00				28,643,000.00	5,711,320.50				5,711,320.50	5,627,177.43				5,627,177.43		22,931,679.50		84,143.07
MOOE		74,839,000.00		74,839,000.00	74,839,000.00				74,839,000.00	15,893,872.22				15,893,872.22	6,094,934.96				6,094,934.96		58,945,127.70		9,798,937.26
CO		18,400,000.00		18,400,000.00	18,400,000.00				18,400,000.00	8,900,000.00				8,900,000.00	8,900,000.00				8,900,000.00		9,500,000.00		
Sub-Total, Agency-Specific		419,810,000.00		419,810,000.00	418,169,000.00				418,169,000.00	129,075,719.78				129,075,719.78	101,771,796.10				101,771,796.10	1,541,000.00	289,093,280.22		27,303,921.68
PS		96,026,000.00		96,026,000.00	94,385,000.00				94,385,000.00	19,651,202.27				19,651,202.27	19,251,245.19				19,251,245.19	1,541,000.00	74,730,797.73		402,967.08
MOOE		301,819,000.00		301,819,000.00	301,819,000.00				301,819,000.00	100,521,517.51				100,521,517.51	73,620,552.91				73,620,552.91		201,297,482.49		28,900,964.60
Fin Ex		50,000.00		50,000.00	50,000.00				50,000.00														50,000.00
CO		21,915,000.00		21,915,000.00	21,915,000.00				21,915,000.00	8,900,000.00				8,900,000.00	8,900,000.00				8,900,000.00		13,015,000.00		
II. Automatic Appropriations																							
Retirement and Life Insurance Premiums	01104102																						
General Administration and Support	000001000000000	1,020,000.00		1,020,000.00	1,020,000.00				1,020,000.00	255,190.08				255,190.08	255,190.08				255,190.08		764,809.92		
General Management and Supervision	103001000100000	1,020,000.00		1,020,000.00	1,020,000.00				1,020,000.00	255,190.08				255,190.08	255,190.08				255,190.08		764,809.92		
PS		1,020,000.00		1,020,000.00	1,020,000.00				1,020,000.00	255,190.08				255,190.08	255,190.08				255,190.08		764,809.92		
Operations	000003000000000	7,343,000.00		7,343,000.00	7,343,000.00				7,343,000.00	1,838,068.98				1,838,068.98	1,838,068.98				1,838,068.98		5,504,931.02		
MFO 1: TECHNICAL AND SUPPORT SERVICES	000003010000000	7,343,000.00		7,343,000.00	7,343,000.00				7,343,000.00	1,838,068.98				1,838,068.98	1,838,068.98				1,838,068.98		5,504,931.02		
Formulation and Monitoring of Policies, Plans and Programs	162003010100000	410,000.00		410,000.00	410,000.00				410,000.00	108,054.00				108,054.00	108,054.00				108,054.00		301,946.00		


A

f


r

Particulars	UACS CODE	Appropriation			Allotments					Current Year Obligations				Current Year Disbursements				Balances						
		Authorized Appropriation	Adjustments (Transfer To/From, Realignment)	Adjusted Appropriations	Allotments Received	Adjustments (Withdrawal, Realignment)	Transfer To	Transfer From	Adjusted Total Allotments	1st Quarter Ending March 31	Current Year Obligations			Total	1st Quarter Ending March 31	Current Year Disbursements			Unreleased Appropriations	Unobligated Allotment	Unpaid Obligations (15-20) = (23+24)			
											2nd Quarter Ending June 30	3rd Quarter Ending Sept. 30	4th Quarter Ending Dec. 31			2nd Quarter Ending June 30	3rd Quarter Ending Sept. 30	4th Quarter Ending Dec. 31			Due and Demandable	Not Yet Due and Demandable		
1	2	3	4	5=3+4	6	7	8	9	10=(8+7+9)	11	12	13	14	15=(11+12+13+14)	16	17	18	19	20=(16+17+18+19)	21=15-18	22=(15-19)	23	24	
PS		410,000.00		410,000.00	410,000.00				410,000.00	108,054.00				108,054.00	108,054.00				108,054.00			301,946.00		
Production Support Services	162003010200000	4,038,000.00		4,038,000.00	4,038,000.00				4,038,000.00	1,025,635.02				1,025,635.02	1,025,635.02				1,025,635.02			3,012,364.98		
PS		4,038,000.00		4,038,000.00	4,038,000.00				4,038,000.00	1,025,635.02				1,025,635.02	1,025,635.02				1,025,635.02			3,012,364.98		
Extension Support Education and Training Services	162003010400000	328,000.00		328,000.00	328,000.00				328,000.00	81,961.00				81,961.00	81,961.00				81,961.00			246,039.00		
PS		328,000.00		328,000.00	328,000.00				328,000.00	81,961.00				81,961.00	81,961.00				81,961.00			246,039.00		
Research and Development	168003010500000	2,567,000.00		2,567,000.00	2,567,000.00				2,567,000.00	622,398.96				622,398.96	622,398.96				622,398.96			1,944,601.04		
PS		2,567,000.00		2,567,000.00	2,567,000.00				2,567,000.00	622,398.96				622,398.96	622,398.96				622,398.96			1,944,601.04		
Sub-Total, Automatic Appropriations		8,363,000.00		8,363,000.00	8,363,000.00				8,363,000.00	2,093,259.06				2,093,259.06	2,093,259.06				2,093,259.06			6,269,740.94		
PS		8,363,000.00		8,363,000.00	8,363,000.00				8,363,000.00	2,093,259.06				2,093,259.06	2,093,259.06				2,093,259.06			6,269,740.94		
MOOE																								
Fin Ex																								
CO																								
III. Special Purpose Fund																								
Sub-Total, SPF																								
PS																								
MOOE																								
Fin Ex																								
CO																								
GRAND TOTAL		428,173,000.00		428,173,000.00	428,532,000.00				428,532,000.00	131,168,978.84				131,168,978.84	103,865,057.16				103,865,057.16	1,641,000.00		296,343,021.16		27,303,921.66
PS		104,389,000.00		104,389,000.00	102,748,000.00				102,748,000.00	21,747,461.33				21,747,461.33	21,344,504.25				21,344,504.25	1,641,000.00		81,000,538.67		402,957.08
MOOE		301,819,000.00		301,819,000.00	301,819,000.00				301,819,000.00	100,521,517.51				100,521,517.51	73,620,552.91				73,620,552.91			201,297,482.49		26,900,964.60
Fin Ex		50,000.00		50,000.00	50,000.00				50,000.00													50,000.00		
CO		21,915,000.00		21,915,000.00	21,915,000.00				21,915,000.00	6,900,000.00				6,900,000.00	8,900,000.00				8,900,000.00			13,015,000.00		


Certified Correct:


FULGENCIO, AIMEE T.
 Budget Officer
 Date: 26/Apr/2017

Certified Correct:


RIVERA, CHERRY PEARL C.
 Chief Accountant
 Date:

Recommended By:


GASMANA, JEAN
 Director, FMS
 Date: 26/Apr/2017

Approved By:


DEL BARRIO, ARNEL
 Agency Head/Department
 Date: 26/Apr/2017

STATEMENT OF APPROPRIATIONS, ALLOTMENTS, OBLIGATIONS, DISBURSEMENTS AND BALANCES
As of the Quarter Ending March 31, 2017

Department: Department of Agriculture (DA)

Agency: Philippine Carabao Center

Operating Unit: N/A

Organization Code (UACS): 05010000000

Fund Cluster: 01 - Regular Agency Fund

Authorization: 02 - Continuing Appropriations

Report Status: SUBMITTED

Particulars	UACS CODE	Appropriation				Allotments				Current Year Obligations				Current Year Disbursements				Balances					
		Authorized Appropriation	Adjustments (Transfer To/From, Reassignment)	Adjusted Appropriations	Adjustments Requested	Adjustments (Withdrawal, Reassignment)	Transfer To	Transfer From	Adjusted Total Allotments	1st Quarter Ending March 31	2nd Quarter Ending June 30	3rd Quarter Ending Sept. 30	4th Quarter Ending Dec. 31	Total	1st Quarter Ending March 31	2nd Quarter Ending June 30	3rd Quarter Ending Sept. 30	4th Quarter Ending Dec. 31	Total	Unreleased Appropriations	Unobligated Allotment	Unpaid Obligations (15-20) = (23+24)	
1	2	3	4	5=3+4	6	7	8	9	10=(9+7)+4+8	11	12	13	14	15=(11+12+13+14)	16	17	18	19	20=(16+17+18+19)	21=5-19	22=(10-18)	23	24
I. Agency Specific Budget																							
Specific Budgets of National Government Agencies																							
General Administration and Support	000001000000000	61,572.99		61,572.99	61,572.99				61,572.99	72,449.47				72,449.47	71,333.67				71,333.67		9,123.52		1,115.60
General Management and Supervision	103001000100000	61,572.99		61,572.99	61,572.99				61,572.99	72,449.47				72,449.47	71,333.67				71,333.67		9,123.52		1,115.60
MOOE		72,759.55		72,759.55	72,759.55				72,759.55	72,449.47				72,449.47	71,333.67				71,333.67		309.00		1,115.60
CO		8,814.44		8,814.44	8,814.44				8,814.44												8,814.44		
Operations	000003000000000	7,000,055.83		7,000,055.83	7,000,055.83				7,000,055.83	818,041.32				818,041.32	668,170.93				668,170.93		6,182,024.51		149,870.39
MFO 1: TECHNICAL AND SUPPORT SERVICES	000003010000000	7,000,055.83		7,000,055.83	7,000,055.83				7,000,055.83	818,041.32				818,041.32	668,170.93				668,170.93		6,182,024.51		149,870.39
Formulation and Monitoring of Policies, Plans and Programs	182003010100000	447,778.93		447,778.93	447,778.93				447,778.93												447,778.93		
MOOE		447,778.93		447,778.93	447,778.93				447,778.93												447,778.93		
Production Support Services	182003010200000	2,437,782.57		2,437,782.57	2,437,782.57				2,437,782.57	141,275.62				141,275.62	90,758.75				90,758.75		2,295,478.96		50,518.57
MOOE		275,893.88		275,893.88	275,893.88				275,893.88	141,275.62				141,275.62	90,758.75				90,758.75		134,618.28		50,518.57
CO		2,161,858.69		2,161,858.69	2,161,858.69				2,161,858.69												2,161,858.69		
Market Development Services	182003010300000	170,200.54		170,200.54	170,200.54				170,200.54	14,775.00				14,775.00	14,775.00				14,775.00		155,425.54		
MOOE		170,200.54		170,200.54	170,200.54				170,200.54	14,775.00				14,775.00	14,775.00				14,775.00		155,425.54		
Extension Support Education and Training Services	182003010400000	492,207.65		492,207.65	492,207.65				492,207.65	197,820.00				197,820.00	197,700.00				197,700.00		294,387.65		120.00
MOOE		492,207.65		492,207.65	492,207.65				492,207.65	197,820.00				197,820.00	197,700.00				197,700.00		294,387.65		120.00
Research and Development	168003010500000	3,452,126.14		3,452,126.14	3,452,126.14				3,452,126.14	454,170.79				454,170.79	354,937.18				354,937.18		2,987,953.44		80,233.52
MOOE		3,130,320.36		3,130,320.36	3,130,320.36				3,130,320.36	454,170.79				454,170.79	354,937.18				354,937.18		2,688,149.00		80,233.52
CO		321,805.78		321,805.78	321,805.78				321,805.78												321,805.78		
Sub-Total, Agency-Specific		7,081,638.82		7,081,638.82	7,081,638.82				7,081,638.82	890,490.79				890,490.79	730,504.80				730,504.80		6,191,148.03		150,985.99
PS																							
MOOE		4,589,159.91		4,589,159.91	4,589,159.91				4,589,159.91	600,490.79				600,490.79	730,504.80				730,504.80		3,598,659.12		150,985.99
Fh Ex																							
CO		2,492,478.91		2,492,478.91	2,492,478.91				2,492,478.91												2,492,478.91		
II. Automatic Appropriations																							
Retirement and Life Insurance Premiums																							
General Administration and Support	000001000000000																						
General Management and Supervision	103001000100000																						
PS																							
Operations	000003000000000																						
MFO 1: TECHNICAL AND SUPPORT SERVICES	000003010000000																						
Formulation and Monitoring of Policies, Plans and Programs	182003010100000																						
PS																							
Production Support Services	182003010200000																						
PS																							
Extension Support Education and Training Services	182003010400000																						
PS																							
Research and Development	168003010500000																						
PS																							

M

T

Handwritten signature or mark.

Particulars	UACS CODE	Appropriation			Allotments					Current Year Obligations					Current Year Disbursements				Balances				
		Authorized Appropriation	Adjustments (Transfer To)/From, Reassignment	Adjusted Appropriations	Allotments Received	Adjustments (Withdrawal, Reassignment)	Transfer To	Transfer From	Adjusted Total Allotments	1st Quarter Ending March 31	2nd Quarter Ending June 30	3rd Quarter Ending Sept. 30	4th Quarter Ending Dec. 31	Total	1st Quarter Ending March 31	2nd Quarter Ending June 30	3rd Quarter Ending Sept. 30	4th Quarter Ending Dec. 31	Total	Unreleased Appropriations	Unobligated Allotment	Unpaid Obligations (15-20) = (23+24)	
1	2	3	4	5	6	7	8	9	10	11	12	13	14	15	16	17	18	19	20	21	22	23	24
Sub-Total, Automatic Appropriations																							
PS																							
MOOE																							
Fin Ex																							
CO																							
iii. Special Purpose Fund																							
Sub-Total, SPF																							
PS																							
MOOE																							
Fin Ex																							
CO																							
GRAND TOTAL		7,081,638.82		7,081,638.82	7,081,638.82				7,081,638.82	800,490.70				800,490.70	730,504.80				730,504.80		6,191,148.00		150,965.80
PS																							
MOOE		4,580,150.91		4,580,150.91	4,580,150.91				4,580,150.91	800,490.70				800,490.70	730,504.80				730,504.80		3,528,666.12		150,965.80
Fin Ex																							
CO		2,492,478.91		2,492,478.91	2,492,478.91				2,492,478.91												2,492,478.91		

Certified Correct:

FULGENCIO, AIMEE T.

Budget Officer

Date: 26/Apr/2017

Certified Correct:

RIVERA, CHERRY PEARL C.

Chief Accountant

Date:

Recommended By:

GASMINA, JEAN

Director, FMS

Date: 26/Apr/2017

Approved By:

DEL BARRIO, ARNEL

Agency Head/Department

Date: 26/Apr/2017

This report was generated using the Unified Reporting System