

As at the Quarter Ending December 31, 2019

Department : Department of Agriculture (DA)
 Agency : Philippine Carabao Center
 Operating Unit : < not applicable >
 Organization Code : 05 010 000000
 Fund Cluster : 01 - Regular Agency Fund

Classification/Sources of Revenue and Other Receipts	UACS CODE	REVENUE TARGET (Annual) per BESF	Actual Revenue and Other Receipts Collections					Cumulative Remittance/Deposits to Date			Variance		Remarks
			1st Quarter Ending March 31	2nd Quarter Ending June 30	3rd Quarter Ending Sept. 30	4th Quarter Ending Dec. 31	Total	Remittance to BTr	Deposited with AGOB	TOTAL	Amount	%	
1	2	3	4	5	6	7	8=6+(-17)-8+9	9	10	11=(9+10)	12=(8-3)	13=(12/3)	14
Regular Agency Fund		808,000.00	731,637.01	529,415.51	401,452.09	1,215,973.96	2,878,478.57	1,481,948.99	1,396,529.58	2,878,478.57	2,070,478.57	256%	
Revenue Collections		808,000.00	730,723.29	518,724.81	401,385.09	1,115,528.63	2,766,361.82	1,467,522.51	1,298,839.31	2,766,361.82	1,958,361.82	242%	
Cash Revenue		808,000.00	628,106.07	347,696.53	301,536.40	823,885.45	2,101,224.45	913,191.44	1,188,033.01	2,101,224.45	1,293,224.45	160%	
Non-Tax		808,000.00	628,106.07	347,696.53	301,536.40	823,885.45	2,101,224.45	913,191.44	1,188,033.01	2,101,224.45	1,293,224.45	160%	
Miscellaneous Income	4060999000	808,000.00	628,106.07	347,696.53	301,536.40	823,885.45	2,101,224.45	913,191.44	1,188,033.01	2,101,224.45	1,293,224.45	160%	
Non-Cash Revenue		0.00	102,617.22	171,028.28	99,848.69	291,643.18	665,137.37	554,331.07	110,806.30	665,137.37	665,137.37	0%	
Collections effected through outright deductions from claims		0.00	102,617.22	171,028.28	99,848.69	291,643.18	665,137.37	554,331.07	110,806.30	665,137.37	665,137.37	0%	
Miscellaneous Income	4060999000	0.00	102,617.22	171,028.28	99,848.69	291,643.18	665,137.37	554,331.07	110,806.30	665,137.37	665,137.37	0%	
Non-Revenue Collections/Other Receipts		0.00	913.72	10,690.70	67.00	100,445.33	112,116.75	14,426.48	97,690.27	112,116.75	112,116.75	0%	
Cash Receipts		0.00	913.72	10,690.70	67.00	100,445.33	112,116.75	14,426.48	97,690.27	112,116.75	112,116.75	0%	
Non-Tax		0.00	652.72	528.22	0.00	96,509.33	97,690.27	0.00	97,690.27	97,690.27	97,690.27	0%	
Interest on NG Deposits	4020221001	0.00	652.72	528.22	0.00	96,509.33	97,690.27	0.00	97,690.27	97,690.27	97,690.27	0%	
Others		0.00	261.00	10,162.48	67.00	3,936.00	14,426.48	14,426.48	0.00	14,426.48	14,426.48	0%	
Advances for Special Disbursing Officer	1990103000	0.00	261.00	10,162.48	67.00	3,936.00	14,426.48	14,426.48	0.00	14,426.48	14,426.48	0%	
TOTAL		808,000.00	731,637.01	529,415.51	401,452.09	1,215,973.96	2,878,478.57	1,481,948.99	1,396,529.58	2,878,478.57	2,070,478.57	256%	

Certified Correct:

RIVERA CHERRY PEARL CARURUCAN
 Accountant
 Date: 2020-01-30 19:17:50.0

Recommending Approval:

FULGENCIO AIMEE TECSON
 Budget Officer
 Date: 2020-01-30 19:19:01.0


Approved By:


DEL BARRIO ARNEL NERI
 Agency Head
 Date: 2020-01-30 19:19:36.0


As at the Quarter Ending December 31, 2019

Department : Department of Agriculture (DA)
 Agency : Philippine Carabao Center
 Operating Unit : < not applicable >
 Organization Code : 05 010 0000000
 Fund Cluster : 06 - Business Related Funds

Classification/Sources of Revenue and Other Receipts	UACS CODE	REVENUE TARGET (Annual) per BESF	Actual Revenue and Other Receipts Collections					Cumulative Remittance/Deposits to Date			Variance		Remarks
			1st Quarter Ending March 31	2nd Quarter Ending June 30	3rd Quarter Ending Sept. 30	4th Quarter Ending Dec. 31	Total	Remittance to BTr	Deposited with AGOBS	TOTAL	Amount	%	
1	2	3	4	5	6	7	8=[(6+(-)7)-8+9]	9	10	11=(9+10)	12=(8-3)	13=(12/3)	14
Business Related Funds		109,158,000.00	26,750,147.42	27,937,167.70	30,042,241.14	33,669,634.66	118,399,190.92	0.00	118,399,190.92	118,399,190.92	9,241,190.92	8 %	
Revenue Collections		109,158,000.00	26,733,833.41	27,820,491.25	29,965,361.28	33,571,245.23	118,090,931.17	0.00	118,090,931.17	118,090,931.17	8,932,931.17	8 %	
Cash Revenue		109,158,000.00	26,707,762.52	27,813,778.37	29,964,431.25	33,480,908.71	117,966,880.85	0.00	117,966,880.85	117,966,880.85	8,808,880.85	8 %	
Non-Tax		109,158,000.00	26,707,762.52	27,813,778.37	29,964,431.25	33,480,908.71	117,966,880.85	0.00	117,966,880.85	117,966,880.85	8,808,880.85	8 %	
Income from Hostels/Dormitories and other Like facilities	4020213000	0.00	1,515,521.00	1,710,189.00	1,852,978.25	1,687,386.50	6,766,074.75	0.00	6,766,074.75	6,766,074.75	6,766,074.75	0 %	
Other Business Income	4020299099	109,158,000.00	25,192,241.52	26,103,589.37	28,111,453.00	31,793,522.21	111,200,806.10	0.00	111,200,806.10	111,200,806.10	2,042,806.10	2 %	
Non-Cash Revenue		0.00	26,070.89	6,712.88	930.03	90,336.52	124,050.32	0.00	124,050.32	124,050.32	124,050.32	0 %	
Collections effected through outright deductions from claims		0.00	26,070.89	6,712.88	930.03	90,336.52	124,050.32	0.00	124,050.32	124,050.32	124,050.32	0 %	
Miscellaneous Income	4060999000	0.00	26,070.89	6,712.88	930.03	90,336.52	124,050.32	0.00	124,050.32	124,050.32	124,050.32	0 %	
Non-Revenue Collections/Other Receipts		0.00	16,314.01	116,676.45	76,879.86	98,389.43	308,259.75	0.00	308,259.75	308,259.75	308,259.75	0 %	
Cash Receipts		0.00	16,314.01	116,676.45	76,879.86	98,389.43	308,259.75	0.00	308,259.75	308,259.75	308,259.75	0 %	
Non-Tax		0.00	16,314.01	69,070.90	46,879.86	73,389.43	205,654.20	0.00	205,654.20	205,654.20	205,654.20	0 %	
Interest on NG Deposits	4020221001	0.00	8,714.01	8,114.27	0.00	25,833.32	42,661.60	0.00	42,661.60	42,661.60	42,661.60	0 %	
Others	4020221099	0.00	7,600.00	60,956.63	46,879.86	47,556.11	162,992.60	0.00	162,992.60	162,992.60	162,992.60	0 %	
Others		0.00	0.00	47,605.55	30,000.00	25,000.00	102,605.55	0.00	102,605.55	102,605.55	102,605.55	0 %	
Advances for Operation Expenses	1990101000	0.00	0.00	42,605.55	0.00	0.00	42,605.55	0.00	42,605.55	42,605.55	42,605.55	0 %	
Advances for Special Disbursing Officer	1990103000	0.00	0.00	5,000.00	30,000.00	25,000.00	60,000.00	0.00	60,000.00	60,000.00	60,000.00	0 %	
TOTAL		109,158,000.00	26,750,147.42	27,937,167.70	30,042,241.14	33,669,634.66	118,399,190.92	0.00	118,399,190.92	118,399,190.92	9,241,190.92	8 %	

Certified Correct:

 RIVERA CHERRY PEARL CARURUCAN
 Accountant
 Date: 2020-01-30 19:17:50.0

Recommending Approval:

 FULGENCIO AIMEE TECSON
 Budget Officer
 Date: 2020-01-30 19:19:01.0

Approved By:

 DEL BARRIO ARNEL NERI
 Agency Head
 Date: 2020-01-30 19:19:36.0