


**MONTHLY REPORT OF DISBURSEMENTS**  
For the month of August 2020


Department : Department of Agriculture (DA)  
Agency/Entity : Philippine Carabao Center  
Operating Unit : < not applicable >  
Organization Code : 05 010 000000  
Fund Cluster : 01 Regular Agency Fund


| Particulars  | Current Year Budget |                      |             |             |             | Prior Year's Budget  |             |                   |             |                  | Current Year's Accounts Payable |             |             |             |                 | SUB-TOTAL         | Trust Liabilities    |                      |             |             |             | Grand Total         |                      |                      |                  |                      | Remarks              |    |
|--|---------------------|----------------------|-------------|-------------|-------------|----------------------|-------------|-------------------|-------------|------------------|---------------------------------|-------------|-------------|-------------|-----------------|-------------------|----------------------|----------------------|-------------|-------------|-------------|---------------------|----------------------|----------------------|------------------|----------------------|----------------------|----|
|  | PS                  | MOOE                 | FinEx       | CO          | TOTAL       | PS                   | MOOE        | FinEx             | CO          | Sub-Total        | PS                              | MOOE        | FinEx       | CO          | Sub-Total       |                   | TOTAL                | PS                   | MOOE        | CO          | TOTAL       | PS                  | MOOE                 | FinEx                | CO               | TOTAL                |                      |    |
|  | 1                   | 2                    | 3           | 4           | 5           | 6=(2+3+4+5)          | 7           | 8                 | 9           | 10               | 11=(7+8+9+10)                   | 12          | 13          | 14          | 15              |                   | 16=(12+13+14+15)     | 17=(11+16)           | 18=(8+17)   | 19          | 20          | 21                  | 22=(19+20+21)        | 23                   | 24               | 25                   |                      | 26 |
| CASH DISBURSEMENTS   | 7,099,086.19        | 12,044,561.10        | 0.00        | 0.00        | 0.00        | 19,143,647.29        | 0.00        | 576,612.50        | 0.00        | 68,229.22        | 644,841.72                      | 0.00        | 0.00        | 0.00        | 0.00            | 644,841.72        | 19,788,483.01        | 0.00                 | 0.00        | 0.00        | 0.00        | 7,099,086.19        | 12,621,173.60        | 0.00                 | 68,229.22        | 19,788,483.01        |                      |    |
| Notice of Cash Allocation (NCA)  | 7,099,086.19        | 12,044,561.10        | 0.00        | 0.00        | 0.00        | 19,143,647.29        | 0.00        | 576,612.50        | 0.00        | 68,229.22        | 644,841.72                      | 0.00        | 0.00        | 0.00        | 0.00            | 644,841.72        | 19,788,483.01        | 0.00                 | 0.00        | 0.00        | 0.00        | 7,099,086.19        | 12,621,173.60        | 0.00                 | 68,229.22        | 19,788,483.01        |                      |    |
| MDS Checks Issued  | 5,257,747.24        | 3,575,775.40         | 0.00        | 0.00        | 0.00        | 4,101,922.64         | 0.00        | 0.00              | 0.00        | 68,229.22        | 68,229.22                       | 0.00        | 0.00        | 0.00        | 0.00            | 68,229.22         | 4,169,751.89         | 0.00                 | 0.00        | 0.00        | 0.00        | 5,257,747.24        | 3,575,775.40         | 0.00                 | 68,229.22        | 4,169,751.89         |                      |    |
| Advice to Debit Account  | 6,573,332.95        | 8,468,785.70         | 0.00        | 0.00        | 0.00        | 15,042,118.65        | 0.00        | 576,612.50        | 0.00        | 0.00             | 576,612.50                      | 0.00        | 0.00        | 0.00        | 0.00            | 576,612.50        | 15,618,731.15        | 0.00                 | 0.00        | 0.00        | 0.00        | 6,573,332.95        | 9,045,398.20         | 0.00                 | 0.00             | 15,618,731.15        |                      |    |
| Notice of Transfer Allocations (NTA)   | 0.00                | 0.00                 | 0.00        | 0.00        | 0.00        | 0.00                 | 0.00        | 0.00              | 0.00        | 0.00             | 0.00                            | 0.00        | 0.00        | 0.00        | 0.00            | 0.00              | 0.00                 | 0.00                 | 0.00        | 0.00        | 0.00        | 0.00                | 0.00                 | 0.00                 | 0.00             | 0.00                 | 0.00                 |    |
| MDS Checks Issued  | 0.00                | 0.00                 | 0.00        | 0.00        | 0.00        | 0.00                 | 0.00        | 0.00              | 0.00        | 0.00             | 0.00                            | 0.00        | 0.00        | 0.00        | 0.00            | 0.00              | 0.00                 | 0.00                 | 0.00        | 0.00        | 0.00        | 0.00                | 0.00                 | 0.00                 | 0.00             | 0.00                 | 0.00                 |    |
| Advice to Debit Account  | 0.00                | 0.00                 | 0.00        | 0.00        | 0.00        | 0.00                 | 0.00        | 0.00              | 0.00        | 0.00             | 0.00                            | 0.00        | 0.00        | 0.00        | 0.00            | 0.00              | 0.00                 | 0.00                 | 0.00        | 0.00        | 0.00        | 0.00                | 0.00                 | 0.00                 | 0.00             | 0.00                 | 0.00                 |    |
| Working Fund for FAPs  | 0.00                | 0.00                 | 0.00        | 0.00        | 0.00        | 0.00                 | 0.00        | 0.00              | 0.00        | 0.00             | 0.00                            | 0.00        | 0.00        | 0.00        | 0.00            | 0.00              | 0.00                 | 0.00                 | 0.00        | 0.00        | 0.00        | 0.00                | 0.00                 | 0.00                 | 0.00             | 0.00                 | 0.00                 |    |
| Cash Disbursement Ceiling (CDC)  | 0.00                | 0.00                 | 0.00        | 0.00        | 0.00        | 0.00                 | 0.00        | 0.00              | 0.00        | 0.00             | 0.00                            | 0.00        | 0.00        | 0.00        | 0.00            | 0.00              | 0.00                 | 0.00                 | 0.00        | 0.00        | 0.00        | 0.00                | 0.00                 | 0.00                 | 0.00             | 0.00                 | 0.00                 |    |
| <b>TOTAL CASH DISBURSEMENTS</b>  | <b>7,099,086.19</b> | <b>12,044,561.10</b> | <b>0.00</b> | <b>0.00</b> | <b>0.00</b> | <b>19,143,647.29</b> | <b>0.00</b> | <b>576,612.50</b> | <b>0.00</b> | <b>68,229.22</b> | <b>644,841.72</b>               | <b>0.00</b> | <b>0.00</b> | <b>0.00</b> | <b>0.00</b>     | <b>644,841.72</b> | <b>19,788,483.01</b> | <b>0.00</b>          | <b>0.00</b> | <b>0.00</b> | <b>0.00</b> | <b>7,099,086.19</b> | <b>12,621,173.60</b> | <b>0.00</b>          | <b>68,229.22</b> | <b>19,788,483.01</b> |                      |    |
| NON-CASH DISBURSEMENTS   | 350,467.70          | 432,400.21           | 0.00        | 0.00        | 0.00        | 782,867.91           | 0.00        | 24,422.51         | 0.00        | 0.00             | 24,422.51                       | 0.00        | 0.00        | 0.00        | 4,124.74        | 4,124.74          | 28,547.25            | 811,415.16           | 0.00        | 0.00        | 0.00        | 0.00                | 350,467.70           | 456,822.72           | 0.00             | 4,124.74             | 811,415.16           |    |
| Tax Remittance Advices Issued (TRA)  | 350,467.70          | 432,400.21           | 0.00        | 0.00        | 0.00        | 782,867.91           | 0.00        | 24,422.51         | 0.00        | 0.00             | 24,422.51                       | 0.00        | 0.00        | 0.00        | 4,124.74        | 4,124.74          | 20,195.85            | 797,736.06           | 0.00        | 0.00        | 0.00        | 0.00                | 350,467.70           | 443,143.62           | 0.00             | 4,124.74             | 797,736.06           |    |
| Non-Cash Availment Authority (NCAA)  | 0.00                | 0.00                 | 0.00        | 0.00        | 0.00        | 0.00                 | 0.00        | 0.00              | 0.00        | 0.00             | 0.00                            | 0.00        | 0.00        | 0.00        | 0.00            | 0.00              | 0.00                 | 0.00                 | 0.00        | 0.00        | 0.00        | 0.00                | 0.00                 | 0.00                 | 0.00             | 0.00                 | 0.00                 |    |
| Disbursements effected through outright deductions from claims, postage stamps, etc. | 0.00                | 5,327.70             | 0.00        | 0.00        | 0.00        | 5,327.70             | 0.00        | 8,351.40          | 0.00        | 0.00             | 8,351.40                        | 0.00        | 0.00        | 0.00        | 0.00            | 8,351.40          | 13,679.10            | 0.00                 | 0.00        | 0.00        | 0.00        | 0.00                | 0.00                 | 0.00                 | 0.00             | 0.00                 | 0.00                 |    |
| Overpayment of expenses (e.g. personnel benefits)                                    | 0.00                | 0.00                 | 0.00        | 0.00        | 0.00        | 0.00                 | 0.00        | 0.00              | 0.00        | 0.00             | 0.00                            | 0.00        | 0.00        | 0.00        | 0.00            | 0.00              | 0.00                 | 0.00                 | 0.00        | 0.00        | 0.00        | 0.00                | 0.00                 | 0.00                 | 0.00             | 0.00                 | 0.00                 |    |
| Restitution for loss of government property  | 0.00                | 0.00                 | 0.00        | 0.00        | 0.00        | 0.00                 | 0.00        | 0.00              | 0.00        | 0.00             | 0.00                            | 0.00        | 0.00        | 0.00        | 0.00            | 0.00              | 0.00                 | 0.00                 | 0.00        | 0.00        | 0.00        | 0.00                | 0.00                 | 0.00                 | 0.00             | 0.00                 | 0.00                 |    |
| Liquidated damages and similar claims  | 0.00                | 5,327.70             | 0.00        | 0.00        | 0.00        | 5,327.70             | 0.00        | 8,351.40          | 0.00        | 0.00             | 8,351.40                        | 0.00        | 0.00        | 0.00        | 0.00            | 8,351.40          | 13,679.10            | 0.00                 | 0.00        | 0.00        | 0.00        | 0.00                | 0.00                 | 0.00                 | 0.00             | 0.00                 | 0.00                 |    |
| Others (e.g. TEF, BTR, Documentary Stamp Tax, etc.)                                  | 0.00                | 0.00                 | 0.00        | 0.00        | 0.00        | 0.00                 | 0.00        | 0.00              | 0.00        | 0.00             | 0.00                            | 0.00        | 0.00        | 0.00        | 0.00            | 0.00              | 0.00                 | 0.00                 | 0.00        | 0.00        | 0.00        | 0.00                | 0.00                 | 0.00                 | 0.00             | 0.00                 | 0.00                 |    |
| <b>TOTAL NON-CASH DISBURSEMENTS</b>  | <b>350,467.70</b>   | <b>432,400.21</b>    | <b>0.00</b> | <b>0.00</b> | <b>0.00</b> | <b>782,867.91</b>    | <b>0.00</b> | <b>24,422.51</b>  | <b>0.00</b> | <b>0.00</b>      | <b>24,422.51</b>                | <b>0.00</b> | <b>0.00</b> | <b>0.00</b> | <b>4,124.74</b> | <b>4,124.74</b>   | <b>28,547.25</b>     | <b>811,415.16</b>    | <b>0.00</b> | <b>0.00</b> | <b>0.00</b> | <b>0.00</b>         | <b>350,467.70</b>    | <b>456,822.72</b>    | <b>0.00</b>      | <b>4,124.74</b>      | <b>811,415.16</b>    |    |
| <b>GRAND TOTAL</b>   | <b>7,449,547.89</b> | <b>12,476,961.31</b> | <b>0.00</b> | <b>0.00</b> | <b>0.00</b> | <b>19,926,509.20</b> | <b>0.00</b> | <b>601,035.01</b> | <b>0.00</b> | <b>68,229.22</b> | <b>669,264.23</b>               | <b>0.00</b> | <b>0.00</b> | <b>0.00</b> | <b>4,124.74</b> | <b>4,124.74</b>   | <b>673,388.97</b>    | <b>20,599,898.17</b> | <b>0.00</b> | <b>0.00</b> | <b>0.00</b> | <b>0.00</b>         | <b>7,449,547.89</b>  | <b>13,077,996.32</b> | <b>0.00</b>      | <b>72,353.96</b>     | <b>20,599,898.17</b> |    |

| Particulars  | Previous Report (2) | This Month (3)  | As at Date (4) |
|--|---------------------|-----------------|----------------|
| Total Disbursement Authorities Received                        | 340,532,279.23      | 797,736.06      | 341,330,015.29 |
| NCA  | 332,924,977.00      | 0.00            | 332,924,977.00 |
| NTA  | 0.00                | 0.00            | 0.00           |
| Working Fund   | 0.00                | 0.00            | 0.00           |
| TRA  | 7,607,302.23        | 797,736.06      | 8,405,038.29   |
| CDC  | 0.00                | 0.00            | 0.00           |
| NCAA   | 0.00                | 0.00            | 0.00           |
| Less: Notice of Transfer of Allocations (NTA) issued           | 0.00                | 0.00            | 0.00           |
| Total Disbursement Authorities Available                       | 340,532,279.23      | 797,736.06      | 341,330,015.29 |
| Less:  | 0.00                | 0.00            | 0.00           |
| Lapsed NCA   | 443,558.57          | 0.00            | 443,558.57     |
| Disbursements  | 296,711,259.00      | 20,599,898.17   | 317,311,157.17 |
| Less: Other Non-Cash Disbursements                             | 137,943.05          | 13,679.10       | 151,622.15     |
| Disbursements effected through outright deductions from claims | 137,943.05          | 13,679.10       | 151,622.15     |
| Overpayment of expenses (e.g. personnel benefits)              | 0.00                | 0.00            | 0.00           |
| Restitution for loss of government property                    | 0.00                | 0.00            | 0.00           |
| Liquidated damages and similar claims                          | 137,943.05          | 13,679.10       | 151,622.15     |
| Others (e.g. TEF, BTR, Docs Stamp, etc.)                       | 0.00                | 0.00            | 0.00           |
| Add/Less: Adjustments (e.g. cancelled/staled checks)           | 0.00                | 0.00            | 0.00           |
| Balance of Disbursement Authorities as at date                 | 43,515,404.71       | (19,788,483.01) | 23,726,921.70  |
| Total Disbursements Program                                    | 354,538,000.00      | 25,609,000.00   | 380,147,000.00 |
| Less: *Actual Disbursements                                    | 296,711,259.00      | 20,599,898.17   | 317,311,157.17 |
| (Over)/Under spending  | 57,826,741.00       | 5,009,101.83    | 62,835,842.83  |

Notes: \* The use of NTA is discouraged  
Notes: \*\* Amounts should tally with the grand total disbursement (column 27).

Certified Correct:  
  
CHERRY PEARL C. RIVERA  
Accountant III  
Date: 2020-09-03 03:30

Recommending Approval:  
  
AIMEE T. FULGENCIO  
OIC-Chief, Administrative and Financial Management Division  
Date: 2020-09-03 03:32

Approved By:  
  
ARNEL N. DEL BARRIO  
Executive Director III  
Date: 2020-09-03 03:35