

MONTHLY REPORT OF DISBURSEMENTS
For the month of January 2021


Department : Department of Agriculture (DA)
Agency/Entity : Philippine Carabao Center
Operating Unit : < not applicable >
Organization Code : 05 010 0000000
Fund Cluster : 01 Regular Agency Fund


Particulars	Current Year Budget					Prior Year's Budget					Current Year's Accounts Payable					SUB-TOTAL	Trust Liabilities			Grand Total					Remarks			
	PS	MOOE	FinEx	CO	TOTAL	PS	MOOE	FinEx	CO	Sub-Total	PS	MOOE	FinEx	CO	TOTAL		PS	MOOE	CO	PS	MOOE	FinEx	CO	TOTAL				
1	2	3	4	5	6=(2+3+4+5)	7	8	9	10	11=(7+8+9+10)	12	13	14	15	16=(12+13+14+15)	17=(6+11)	18=(6+17)	19	20	21	22=(19+20+21)	23	24	25	26	27=(23+24+25+26)	28	
CASH DISBURSEMENTS	7,121,706.16	17,097,566.87	0.00	0.00	24,219,273.03	4,403,963.44	7,839,683.63	10,300.00	46,734.65	12,300,681.72	0.00	0.00	0.00	0.00	0.00	12,300,681.72	36,519,956.75	0.00	0.00	0.00	0.00	11,525,669.60	24,937,252.50	10,300.00	46,734.65	36,519,956.75		
Notice of Cash Allocation (NCA)	7,121,706.16	17,097,566.87	0.00	0.00	24,219,273.03	4,403,963.44	7,839,683.63	10,300.00	46,734.65	12,300,681.72	0.00	0.00	0.00	0.00	0.00	12,300,681.72	36,519,956.75	0.00	0.00	0.00	0.00	11,525,669.60	24,937,252.50	10,300.00	46,734.65	36,519,956.75		
MOS Checks Issued	551,415.39	187,500.21	0.00	0.00	719,015.64	30,345.45	2,229,660.91	10,300.00	46,734.65	2,317,041.01	0.00	0.00	0.00	0.00	0.00	2,317,041.01	3,036,056.65	0.00	0.00	0.00	0.00	581,760.84	2,397,281.11	10,300.00	46,734.65	3,036,056.65		
Advice to Debit Account	6,570,290.77	16,929,966.66	0.00	0.00	23,500,259.39	4,373,617.99	5,610,022.72	0.00	0.00	9,983,640.71	0.00	0.00	0.00	0.00	0.00	9,983,640.71	33,483,900.10	0.00	0.00	0.00	0.00	10,943,908.76	22,539,991.34	0.00	0.00	33,483,900.10		
Notice of Transfer Allocations (NTA)	0.00	0.00	0.00	0.00	0.00	0.00	0.00	0.00	0.00	0.00	0.00	0.00	0.00	0.00	0.00	0.00	0.00	0.00	0.00	0.00	0.00	0.00	0.00	0.00	0.00	0.00		
MOS Checks Issued	0.00	0.00	0.00	0.00	0.00	0.00	0.00	0.00	0.00	0.00	0.00	0.00	0.00	0.00	0.00	0.00	0.00	0.00	0.00	0.00	0.00	0.00	0.00	0.00	0.00	0.00	0.00	
Advice to Debit Account	0.00	0.00	0.00	0.00	0.00	0.00	0.00	0.00	0.00	0.00	0.00	0.00	0.00	0.00	0.00	0.00	0.00	0.00	0.00	0.00	0.00	0.00	0.00	0.00	0.00	0.00	0.00	
Working Fund for FAPs	0.00	0.00	0.00	0.00	0.00	0.00	0.00	0.00	0.00	0.00	0.00	0.00	0.00	0.00	0.00	0.00	0.00	0.00	0.00	0.00	0.00	0.00	0.00	0.00	0.00	0.00	0.00	
Cash Disbursement Ceiling (CDC)	0.00	0.00	0.00	0.00	0.00	0.00	0.00	0.00	0.00	0.00	0.00	0.00	0.00	0.00	0.00	0.00	0.00	0.00	0.00	0.00	0.00	0.00	0.00	0.00	0.00	0.00	0.00	
TOTAL CASH DISBURSEMENTS	7,121,706.16	17,097,566.87	0.00	0.00	24,219,273.03	4,403,963.44	7,839,683.63	10,300.00	46,734.65	12,300,681.72	0.00	0.00	0.00	0.00	0.00	12,300,681.72	36,519,956.75	0.00	0.00	0.00	0.00	11,525,669.60	24,937,252.50	10,300.00	46,734.65	36,519,956.75		
NON-CASH DISBURSEMENTS	0.00	0.00	0.00	0.00	0.00	1,637,333.34	314,113.62	0.00	0.00	1,951,446.96	0.00	0.00	0.00	0.00	0.00	1,951,446.96	1,951,446.96	0.00	0.00	0.00	0.00	1,637,333.34	314,113.62	0.00	0.00	1,951,446.96		
Tax Remittance Advices Issued (TRA)	0.00	0.00	0.00	0.00	0.00	1,637,333.34	305,377.40	0.00	0.00	1,942,710.74	0.00	0.00	0.00	0.00	0.00	1,942,710.74	1,942,710.74	0.00	0.00	0.00	0.00	1,637,333.34	305,377.40	0.00	0.00	1,942,710.74		
Non-Cash Availment Authority (NCAA)	0.00	0.00	0.00	0.00	0.00	0.00	0.00	0.00	0.00	0.00	0.00	0.00	0.00	0.00	0.00	0.00	0.00	0.00	0.00	0.00	0.00	0.00	0.00	0.00	0.00	0.00	0.00	
Disbursements effected through outright deductions from claims (lease expenses, etc.)	0.00	0.00	0.00	0.00	0.00	0.00	8,736.22	0.00	0.00	8,736.22	0.00	0.00	0.00	0.00	0.00	8,736.22	8,736.22	0.00	0.00	0.00	0.00	0.00	8,736.22	0.00	0.00	8,736.22		
Overpayment of expenses (e.g. personnel benefits)	0.00	0.00	0.00	0.00	0.00	0.00	0.00	0.00	0.00	0.00	0.00	0.00	0.00	0.00	0.00	0.00	0.00	0.00	0.00	0.00	0.00	0.00	0.00	0.00	0.00	0.00	0.00	
Resitution for loss of government property	0.00	0.00	0.00	0.00	0.00	0.00	0.00	0.00	0.00	0.00	0.00	0.00	0.00	0.00	0.00	0.00	0.00	0.00	0.00	0.00	0.00	0.00	0.00	0.00	0.00	0.00	0.00	
Liquidated damages and similar claims	0.00	0.00	0.00	0.00	0.00	0.00	8,736.22	0.00	0.00	8,736.22	0.00	0.00	0.00	0.00	0.00	8,736.22	8,736.22	0.00	0.00	0.00	0.00	0.00	8,736.22	0.00	0.00	8,736.22		
Others (e.g. TEF, BTr, Documentary Stamp Tax, etc.)	0.00	0.00	0.00	0.00	0.00	0.00	0.00	0.00	0.00	0.00	0.00	0.00	0.00	0.00	0.00	0.00	0.00	0.00	0.00	0.00	0.00	0.00	0.00	0.00	0.00	0.00	0.00	
TOTAL NON-CASH DISBURSEMENTS	0.00	0.00	0.00	0.00	0.00	1,637,333.34	314,113.62	0.00	0.00	1,951,446.96	0.00	0.00	0.00	0.00	0.00	1,951,446.96	1,951,446.96	0.00	0.00	0.00	0.00	1,637,333.34	314,113.62	0.00	0.00	1,951,446.96		
GRAND TOTAL	7,121,706.16	17,097,566.87	0.00	0.00	24,219,273.03	6,041,296.78	8,153,797.25	10,300.00	46,734.65	14,252,128.68	0.00	0.00	0.00	0.00	0.00	14,252,128.68	38,471,403.71	0.00	0.00	0.00	0.00	13,163,002.94	25,251,366.12	10,300.00	46,734.65	38,471,403.71		


SUMMARY

Particulars	Previous Report	This Month	As of Date
(1)	(2)	(3)	(4)
Total Disbursement Authorities Received	0.00	39,007,710.74	39,007,710.74
NCA	0.00	37,065,000.00	37,065,000.00
NTA	0.00	0.00	0.00
Working Fund	0.00	0.00	0.00
TRA	0.00	1,942,710.74	1,942,710.74
CDC	0.00	0.00	0.00
NCAA	0.00	0.00	0.00
Less: Notice of Transfer of Allocations (NTA) issued	0.00	0.00	0.00
Total Disbursement Authorities Available	0.00	39,007,710.74	39,007,710.74
Less:	0.00	0.00	0.00
Lapsed NCA	0.00	0.00	0.00
Disbursements	0.00	38,471,403.71	38,471,403.71
Less: Other Non-Cash Disbursements	0.00	8,736.22	8,736.22
Disbursements effected through outright deductions from claims	0.00	8,736.22	8,736.22
Overpayment of expenses (e.g. personnel benefits)	0.00	0.00	0.00
Resitution for loss of government property	0.00	0.00	0.00
Liquidated damages and similar claims	0.00	8,736.22	8,736.22
Others (e.g. TEF, BTr, Docs Stamp, etc.)	0.00	0.00	0.00
Add/Less: Adjustments (e.g. cancelled/staled checks)	0.00	0.00	0.00
Balance of Disbursement Authorities as of date	0.00	545,043.25	545,043.25
Total Disbursements Program	0.00	41,857,000.00	41,857,000.00
Less: Actual Disbursements	0.00	38,471,403.71	38,471,403.71
(Over)/Under spending	0.00	3,385,596.29	3,385,596.29

Notes: * The use of NTA is discouraged
Notes: ** Amounts should tally with the grand total disbursement (column 27).

Certified Correct:

CHERRY PEARL C. ARCE
Accountant III
Date: 2021-02-02 18:56:58.0

Recommending Approval:

AIMEE T. FULGENCIO
OIC-Chief, Administrative and Financial Management Division
Date:

Approved By:

CLARO N. MINGALA
OIC, Executive Director
Date: 2021-02-02 09:12: