
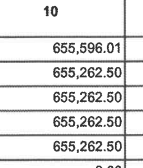


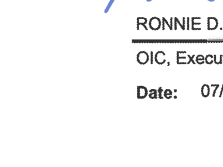
QUARTERLY REPORT OF REVENUE AND OTHER RECEIPTS
As at the Quarter Ending June 30, 2021

Department : Department of Agriculture (DA)
 Agency : Philippine Carabao Center
 Operating Unit : < not applicable >
 Organization Code (UACS) : 05 010 0000000
 Fund Cluster : 01 - Regular Agency Fund

Classification/Sources of Revenue and Other Receipts	UACS CODE	REVENUE TARGET (Annual) per BESF	Actual Revenue and Other Receipts Collections					Cumulative Remittance/Deposits to Date			Variance		Remarks
			1st Quarter Ending March 31	2nd Quarter Ending June 30	3rd Quarter Ending Sept. 30	4th Quarter Ending Dec. 31	Total	Remittance to BTr	Deposited with AGDB	TOTAL	Amount	%	
1	2	3	4	5	6	7	8=[{6+(-)7]-8+9]	9	10	11=(9+10)	12=(8-3)	13=(12/3)	14
Regular Agency Fund		1,410,000.00	262,391.81	844,404.99	0.00	0.00	1,106,796.80	451,200.79	655,596.01	1,106,796.80	(303,203.20)	-22 %	
Revenue Collections		1,410,000.00	252,896.70	817,975.87	0.00	0.00	1,070,872.57	415,610.07	655,262.50	1,070,872.57	(339,127.43)	-24 %	
Cash Revenue		1,410,000.00	220,410.70	464,474.18	0.00	0.00	684,884.88	29,622.38	655,262.50	684,884.88	(725,115.12)	-51 %	
Non-Tax		1,410,000.00	220,410.70	464,474.18	0.00	0.00	684,884.88	29,622.38	655,262.50	684,884.88	(725,115.12)	-51 %	
Miscellaneous Income	4060999000	1,410,000.00	220,410.70	464,474.18	0.00	0.00	684,884.88	29,622.38	655,262.50	684,884.88	(725,115.12)	-51 %	
Non-Cash Revenue		0.00	32,486.00	353,501.69	0.00	0.00	385,987.69	385,987.69	0.00	385,987.69	385,987.69	0 %	
Collections effected through outright deductions from claims		0.00	32,486.00	353,501.69	0.00	0.00	385,987.69	385,987.69	0.00	385,987.69	385,987.69	0 %	
Miscellaneous Income	4060999000	0.00	32,486.00	353,501.69	0.00	0.00	385,987.69	385,987.69	0.00	385,987.69	385,987.69	0 %	
Non-Revenue Collections/Other Receipts		0.00	9,495.11	26,429.12	0.00	0.00	35,924.23	35,924.23	333.51	35,924.23	35,924.23	0 %	
Cash Receipts		0.00	9,495.11	26,429.12	0.00	0.00	35,924.23	35,924.23	333.51	35,924.23	35,924.23	0 %	
Non-Tax		0.00	147.21	186.30	0.00	0.00	333.51	0.00	333.51	333.51	333.51	0 %	
Interest on NG Deposits	4020221001	0.00	147.21	186.30	0.00	0.00	333.51	0.00	333.51	333.51	333.51	0 %	
Others		0.00	9,347.90	26,242.82	0.00	0.00	35,590.72	35,590.72	0.00	35,590.72	35,590.72	0 %	
Advances for Operation Expenses	1990101000	0.00	0.00	19,892.82	0.00	0.00	19,892.82	19,892.82	0.00	19,892.82	19,892.82	0 %	
Advances for Special Disbursing Officer	1990103000	0.00	9,347.90	6,350.00	0.00	0.00	15,697.90	15,697.90	0.00	15,697.90	15,697.90	0 %	
TOTAL		1,410,000.00	262,391.81	844,404.99	0.00	0.00	1,106,796.80	451,200.79	655,596.01	1,106,796.80	(303,203.20)	-22 %	


 CHERRY PEARL C. RIVERA
 Head, Accounting Section
 Date: 07/27/2021



 AIMEE T. FULGENCIO
 OIC-Chief, Financial and Management Division
 Date: 07/27/2021



 RONNIE D. DOMINGO
 OIC, Executive Director
 Date: 07/27/2021

QUARTERLY REPORT OF REVENUE AND OTHER RECEIPTS
As at the Quarter Ending June 30, 2021

Department : Department of Agriculture (DA)
 Agency : Philippine Carabao Center
 Operating Unit : < not applicable >
 Organization Code (UACS) : 05 010 0000000
 Fund Cluster : 06 - Business Related Funds

Classification/Sources of Revenue and Other Receipts	UACS CODE	REVENUE TARGET (Annual) per BESF	Actual Revenue and Other Receipts Collections					Cumulative Remittance/Deposits to Date			Variance		Remarks
			1st Quarter Ending March 31	2nd Quarter Ending June 30	3rd Quarter Ending Sept. 30	4th Quarter Ending Dec. 31	Total	Remittance to BTr	Deposited with AGDB	TOTAL	Amount	%	
1	2	3	4	5	6	7	8=[(6+(-)7)-8+9]	9	10	11=(9+10)	12=(8-3)	13=(12/3)	14
Business Related Funds		132,440,000.00	25,237,476.38	28,662,303.88	0.00	0.00	53,899,780.26	0.00	53,899,780.26	53,899,780.26	(78,540,219.74)	-59 %	
Revenue Collections		132,440,000.00	25,126,858.91	28,636,298.79	0.00	0.00	53,763,157.70	0.00	53,763,157.70	53,763,157.70	(78,676,842.30)	-59 %	
Cash Revenue		132,440,000.00	25,122,967.20	28,635,388.39	0.00	0.00	53,758,355.59	0.00	53,758,355.59	53,758,355.59	(78,681,844.41)	-59 %	
Non-Tax		132,440,000.00	25,122,967.20	28,635,388.39	0.00	0.00	53,758,355.59	0.00	53,758,355.59	53,758,355.59	(78,681,844.41)	-59 %	
Income from Hostels/Dormitories and other Like facilities	4020213000	1,000,000.00	628,236.00	162,682.00	0.00	0.00	790,918.00	0.00	790,918.00	790,918.00	(209,082.00)	-21 %	
Other Business Income	4020299099	131,440,000.00	24,494,731.20	28,472,706.39	0.00	0.00	52,967,437.59	0.00	52,967,437.59	52,967,437.59	(78,472,562.41)	-60 %	
Non-Cash Revenue		0.00	3,891.71	910.40	0.00	0.00	4,802.11	0.00	4,802.11	4,802.11	4,802.11	0 %	
Collections effected through outright deductions from claims		0.00	3,891.71	910.40	0.00	0.00	4,802.11	0.00	4,802.11	4,802.11	4,802.11	0 %	
Miscellaneous Income	4060999000	0.00	3,891.71	910.40	0.00	0.00	4,802.11	0.00	4,802.11	4,802.11	4,802.11	0 %	
Non-Revenue Collections/Other Receipts		0.00	110,617.47	26,005.09	0.00	0.00	136,622.56	0.00	136,622.56	136,622.56	136,622.56	0 %	
Cash Receipts		0.00	110,617.47	26,005.09	0.00	0.00	136,622.56	0.00	136,622.56	136,622.56	136,622.56	0 %	
Non-Tax		0.00	70,617.47	26,005.09	0.00	0.00	96,622.56	0.00	96,622.56	96,622.56	96,622.56	0 %	
Interest on NG Deposits	4020221001	0.00	3,922.76	2,859.94	0.00	0.00	6,782.70	0.00	6,782.70	6,782.70	6,782.70	0 %	
Miscellaneous Income	4060999000	0.00	66,694.71	23,145.15	0.00	0.00	89,839.86	0.00	89,839.86	89,839.86	89,839.86	0 %	
Others		0.00	40,000.00	0.00	0.00	0.00	40,000.00	0.00	40,000.00	40,000.00	40,000.00	0 %	
Advances for Special Disbursing Officer	1990103000	0.00	40,000.00	0.00	0.00	0.00	40,000.00	0.00	40,000.00	40,000.00	40,000.00	0 %	
TOTAL		132,440,000.00	25,237,476.38	28,662,303.88	0.00	0.00	53,899,780.26	0.00	53,899,780.26	53,899,780.26	(78,540,219.74)	-59 %	


 CHERRY PEARL C. RIVERA
 Head, Accounting Section
 Date: 07/27/2021


 AIMEE T. FULGENCIO
 OIC-Chief Financial and Management Division
 Date: 07/27/2021


 RONNIE D. DOMINGO
 OIC, Executive Director
 Date: 07/27/2021