

Department : Department of Agriculture (DA)
 Agency/Entity : Philippine Carabao Center
 Operating Unit : < not applicable >
 Organization Code (UACS) : 05 010 000000
 Fund Cluster : 01 Regular Agency Fund


X	Current Year Appropriations
	Supplemental Appropriations
	Continuing Appropriations


(e.g. UACS Fund Cluster: 01-Regular Agency Fund, 02-Foreign Assisted Projects Fund, 03-Special Account-Locally Funded/Domestic Grants Fund, and 04-Special Account-Foreign Assisted/Foreign Grants Fund)


Particulars	UACS CODE	Appropriations			Allotments			Current Year Obligations							Current Year Disbursements					Balances			
		Authorized Appropriations	Adjustments (Transfers To/From, Modifications/Augmentations)	Adjusted Appropriations	Allotments Received	Adjustments (Reductions, Modifications/Augmentations)	Transfer To	Transfer From	Adjusted Total Allotments	1st Quarter Ending March 31	2nd Quarter Ending June 30	3rd Quarter Ending Sept. 30	4th Quarter Ending Dec. 31	TOTAL	1st Quarter Ending March 31	2nd Quarter Ending June 30	3rd Quarter Ending Sept. 30	4th Quarter Ending Dec. 31	TOTAL	Unreleased Appro	Unobligated Allotments	Unpaid Obligations(15-20)=(23+24)	
		3	4	5=(3+4)	6	7	8	9	10=[(9+(-)7)-8+9]	11	12	13	14	15=(11+12+13+14)	16	17	18	19	20=(16+17+18+19)	21	22	23	24
Sub-total II. Automatic Appropriations		10,378,000.00	0.00	10,378,000.00	10,378,000.00	0.00	0.00	0.00	10,378,000.00	3,277,841.81	0.00	0.00	0.00	3,277,841.81	2,533,559.59	0.00	0.00	0.00	2,533,559.59	0.00	7,100,358.19	0.00	744,082.22
PS		10,378,000.00	0.00	10,378,000.00	10,378,000.00	0.00	0.00	0.00	10,378,000.00	3,277,841.81	0.00	0.00	0.00	3,277,841.81	2,533,559.59	0.00	0.00	0.00	2,533,559.59	0.00	7,100,358.19	0.00	744,082.22
MOOE		0.00	0.00	0.00	0.00	0.00	0.00	0.00	0.00	0.00	0.00	0.00	0.00	0.00	0.00	0.00	0.00	0.00	0.00	0.00	0.00	0.00	0.00
FinEx		0.00	0.00	0.00	0.00	0.00	0.00	0.00	0.00	0.00	0.00	0.00	0.00	0.00	0.00	0.00	0.00	0.00	0.00	0.00	0.00	0.00	0.00
CO		0.00	0.00	0.00	0.00	0.00	0.00	0.00	0.00	0.00	0.00	0.00	0.00	0.00	0.00	0.00	0.00	0.00	0.00	0.00	0.00	0.00	0.00
III. Special Purpose Fund		0.00	3,955,888.00	3,955,888.00	0.00	3,955,888.00	0.00	0.00	3,955,888.00	0.00	0.00	0.00	0.00	0.00	0.00	0.00	0.00	0.00	0.00	0.00	3,955,888.00	0.00	0.00
Miscellaneous Personnel Benefits Fund		0.00	3,955,888.00	3,955,888.00	0.00	3,955,888.00	0.00	0.00	3,955,888.00	0.00	0.00	0.00	0.00	0.00	0.00	0.00	0.00	0.00	0.00	0.00	3,955,888.00	0.00	0.00
PS		0.00	3,955,888.00	3,955,888.00	0.00	3,955,888.00	0.00	0.00	3,955,888.00	0.00	0.00	0.00	0.00	0.00	0.00	0.00	0.00	0.00	0.00	0.00	3,955,888.00	0.00	0.00
Sub-Total III. Special Purpose Fund		0.00	3,955,888.00	3,955,888.00	0.00	3,955,888.00	0.00	0.00	3,955,888.00	0.00	0.00	0.00	0.00	0.00	0.00	0.00	0.00	0.00	0.00	0.00	3,955,888.00	0.00	0.00
PS		0.00	3,955,888.00	3,955,888.00	0.00	3,955,888.00	0.00	0.00	3,955,888.00	0.00	0.00	0.00	0.00	0.00	0.00	0.00	0.00	0.00	0.00	0.00	3,955,888.00	0.00	0.00
MOOE		0.00	0.00	0.00	0.00	0.00	0.00	0.00	0.00	0.00	0.00	0.00	0.00	0.00	0.00	0.00	0.00	0.00	0.00	0.00	0.00	0.00	0.00
FinEx		0.00	0.00	0.00	0.00	0.00	0.00	0.00	0.00	0.00	0.00	0.00	0.00	0.00	0.00	0.00	0.00	0.00	0.00	0.00	0.00	0.00	0.00
CO		0.00	0.00	0.00	0.00	0.00	0.00	0.00	0.00	0.00	0.00	0.00	0.00	0.00	0.00	0.00	0.00	0.00	0.00	0.00	0.00	0.00	0.00
IV. Reversion of the Unobligated Allotments charged against R.A. Nos. 11465 and 11484		0.00	0.00	0.00	0.00	0.00	0.00	0.00	0.00	0.00	0.00	0.00	0.00	0.00	0.00	0.00	0.00	0.00	0.00	0.00	0.00	0.00	0.00
GRAND TOTAL		746,811,000.00	3,955,888.00	750,766,888.00	746,811,000.00	3,955,888.00	0.00	0.00	750,766,888.00	157,839,302.37	0.00	0.00	0.00	157,839,302.37	79,493,815.38	0.00	0.00	0.00	79,493,815.38	0.00	592,827,583.63	0.00	78,345,486.99
PS		137,819,000.00	3,955,888.00	141,774,888.00	137,819,000.00	3,955,888.00	0.00	0.00	141,774,888.00	35,031,110.30	0.00	0.00	0.00	35,031,110.30	26,528,206.74	0.00	0.00	0.00	26,528,206.74	0.00	106,743,775.70	0.00	8,504,903.58
MOOE		378,940,000.00	0.00	378,940,000.00	378,940,000.00	0.00	0.00	0.00	378,940,000.00	119,716,644.07	0.00	0.00	0.00	119,716,644.07	52,967,808.84	0.00	0.00	0.00	52,967,808.84	0.00	259,223,315.93	0.00	66,740,035.43
FinEx		50,000.00	0.00	50,000.00	50,000.00	0.00	0.00	0.00	50,000.00	0.00	0.00	0.00	0.00	0.00	0.00	0.00	0.00	0.00	0.00	0.00	50,000.00	0.00	0.00
CO		230,002,000.00	0.00	230,002,000.00	230,002,000.00	0.00	0.00	0.00	230,002,000.00	3,091,548.00	0.00	0.00	0.00	3,091,548.00	0.00	0.00	0.00	0.00	0.00	0.00	228,910,452.00	0.00	3,091,548.00
Recapitulation by OO:																							
I. Agency Specific Budget		680,410,000.00	0.00	680,410,000.00	680,410,000.00	0.00	0.00	0.00	680,410,000.00	140,075,708.59	0.00	0.00	0.00	140,075,708.59	69,992,947.37	0.00	0.00	0.00	69,992,947.37	0.00	540,334,293.41	0.00	70,082,759.22
NATIONAL CARABAO DEVELOPMENT PROGRAM		680,410,000.00	0.00	680,410,000.00	680,410,000.00	0.00	0.00	0.00	680,410,000.00	140,075,708.59	0.00	0.00	0.00	140,075,708.59	69,992,947.37	0.00	0.00	0.00	69,992,947.37	0.00	540,334,293.41	0.00	70,082,759.22

Certified Correct:

 CHAYDEE T. SEVILLA
 OIC, Budget Officer
 Date: 2022-04-28 15:47:37

Certified Correct:

 CHERRY PEARL C. RIVERA
 Accountant III
 Date: 2022-04-28 15:47:37

Recommending Approval:

 AIMEE T. FULGENCIO
 OIC-Chief, Administrative and Financial Management Division
 Date: 2022-04-28 15:47:37

Approved By:

 RONNIE D. DOMINGO
 OIC, Executive Director
 Date: 2022-04-28 15:47:37