




**QUARTERLY REPORT OF REVENUE AND OTHER RECEIPTS**  
**As at the Quarter Ending March 31, 2023**


Department : Department of Agriculture (DA)  
 Agency : Philippine Carabao Center  
 Operating Unit : < not applicable >  
 Organization Code (UACS) : 05 010 0000000  
 Fund Cluster : 01 - Regular Agency Fund

Classification/Sources of Revenue and Other Receipts	UACS CODE	REVENUE TARGET (Annual) per BESF	Actual Revenue and Other Receipts Collections					Cumulative Remittance/Deposits to Date			Variance		Remarks
			1st Quarter Ending March 31	2nd Quarter Ending June 30	3rd Quarter Ending Sept. 30	4th Quarter Ending Dec. 31	Total	Remittance to BTr	Deposited with AGDB	TOTAL	Amount	%	
1	2	3	4	5	6	7	8=[(6+(-)7)-8+9]	9	10	11=(9+10)	12=(8-3)	13=(12/3)	14
Regular Agency Fund		1,629,000.00	492,219.09	0.00	0.00	0.00	492,219.09	76,175.79	416,043.30	492,219.09	(1,136,780.91)		-70 %
Revenue Collections		1,629,000.00	471,033.19	0.00	0.00	0.00	471,033.19	54,989.89	416,043.30	471,033.19	(1,157,966.81)		-71 %
Cash Revenue		1,629,000.00	400,163.00	0.00	0.00	0.00	400,163.00	8,104.00	392,059.00	400,163.00	(1,228,837.00)		-75 %
Non-Tax		1,629,000.00	400,163.00	0.00	0.00	0.00	400,163.00	8,104.00	392,059.00	400,163.00	(1,228,837.00)		-75 %
Miscellaneous Income	4060999000	1,629,000.00	400,163.00	0.00	0.00	0.00	400,163.00	8,104.00	392,059.00	400,163.00	(1,228,837.00)		-75 %
Non-Cash Revenue		0.00	70,870.19	0.00	0.00	0.00	70,870.19	46,885.89	23,984.30	70,870.19	70,870.19		0 %
Collections effected through outright deductions from claims		0.00	70,870.19	0.00	0.00	0.00	70,870.19	46,885.89	23,984.30	70,870.19	70,870.19		0 %
Miscellaneous Income	4060999000	0.00	70,870.19	0.00	0.00	0.00	70,870.19	46,885.89	23,984.30	70,870.19	70,870.19		0 %
Non-Revenue Collections/Other Receipts		0.00	21,185.90	0.00	0.00	0.00	21,185.90	21,185.90	0.00	21,185.90	21,185.90		0 %
Cash Receipts		0.00	21,185.90	0.00	0.00	0.00	21,185.90	21,185.90	0.00	21,185.90	21,185.90		0 %
Others		0.00	21,185.90	0.00	0.00	0.00	21,185.90	21,185.90	0.00	21,185.90	21,185.90		0 %
Advances for Operation Expenses	1990101000	0.00	3,230.00	0.00	0.00	0.00	3,230.00	3,230.00	0.00	3,230.00	3,230.00		0 %
Advances for Special Disbursing Officer	1990103000	0.00	17,955.90	0.00	0.00	0.00	17,955.90	17,955.90	0.00	17,955.90	17,955.90		0 %
<b>TOTAL</b>		<b>1,629,000.00</b>	<b>492,219.09</b>	<b>0.00</b>	<b>0.00</b>	<b>0.00</b>	<b>492,219.09</b>	<b>76,175.79</b>	<b>416,043.30</b>	<b>492,219.09</b>	<b>(1,136,780.91)</b>		<b>-70 %</b>

**Certified Correct:**  
  
 AIMEE T. FULGENCIO  
 Budget Officer  
 Date: 04/28/23 18:04 PM

**Certified Correct:**  
  
 CHERRY PEARL J. RIVERA  
 Accountant III  
 Date: 4/28/23 6:29 PM

**Recommending Approval:**  
  
 AIMEE T. FULGENCIO  
 OIC, Admin and Finance Division  
 Date: 4/28/23 6:30 PM

**Approved By:**  
  
 CARLO B. SALCES  
 OIC, Executive Director  
 Date: 4/28/23 6:43 PM