

STATEMENT OF APPROVED BUDGET, UTILIZATIONS, DISBURSEMENT AND BALANCES FOR TRUST RECEIPTS
 (for Implementing Agency use only)
 As at the Quarter December 31, 2023

Department : Department of Agriculture
 Agency : Philippine Carabao Center
 Operating Unit :
 Organization Code (UACS) : 05 010 0000000
 Fund Cluster : 07 Trust Receipts

| | |
|---|--|
| x | Inter Agency Fund Transfer |
| | Grants and Donations (Less than 12 months) |

| Source Agencies and Projects | UACS CODE | Approved Budget | | | Utilizations | | | | | Disbursements | | | | | Balances | | |
|--|-----------|------------------------------------|--|---------------------------|-----------------------------|----------------------------|-----------------------------|----------------------------|--------------|-----------------------------|----------------------------|-----------------------------|----------------------------|------------------|-------------------|---------------------------------------|------------|
| | | Approved Budgeted Revenue/Receipts | Adjustments (Additions, Reductions, Modifications/Augmentations) | Adjusted Budgeted Revenue | 1st Quarter Ending March 31 | 2nd Quarter Ending June 30 | 3rd Quarter Ending Sept. 30 | 4th Quarter Ending Dec. 31 | TOTAL | 1st Quarter Ending March 31 | 2nd Quarter Ending June 30 | 3rd Quarter Ending Sept. 30 | 4th Quarter Ending Dec. 31 | TOTAL | Unutilized Budget | Unpaid Utilizations (10-19) = (17+18) | |
| 1 | 2 | 3 | 4 | 5=(3+4) | 6 | 7 | 8 | 9 | 10=(6+7+8+9) | 11 | 12 | 13 | 14 | 15=(11+12+13+14) | 16=(5-10) | 17 | 18 |
| Department of Science and Technology | | | | | | | | | | | | | | | | | |
| Philippine Council for Health Research and Development (PCHRD) | | | | | | | | | | | | | | | | | |
| <i>Project Title: Moleculo-epidemiological study of dengue virus among livestock and domesticated animals as potential zoonotic reservoirs</i> | | | | | | | | | | | | | | | | | |
| Personnel Services | 50100000 | 1,299,045.60 | 240,496.75 | 1,539,542.35 | | 97,095.63 | 249,600.00 | 564,757.31 | 911,452.94 | | 97,095.63 | 54,583.28 | 538,286.90 | 689,965.81 | 628,089.41 | | 221,487.13 |
| Maintenance and Other Operating Expenses | 50200000 | 2,820,516.95 | 1,179,396.75 | 3,999,913.70 | | 456,123.57 | 19,800.00 | 577,566.10 | 1,053,489.67 | | 21,150.86 | 366,708.71 | 361,672.25 | 749,531.82 | 2,946,424.03 | | 303,957.85 |
| Capital Outlays | 50600000 | 580,000.00 | - | 580,000.00 | | | | 457,000.00 | 457,000.00 | | | | 457,000.00 | 457,000.00 | 103,000.00 | | - |
| Total | | 4,679,562.55 | 1,419,893.50 | 6,099,456.05 | - | 553,219.20 | 269,400.00 | 1,599,323.41 | 2,421,942.61 | - | 118,246.49 | 421,291.99 | 1,356,959.15 | 1,896,497.63 | 3,677,513.44 | - | 525,444.98 |
| GRAND TOTAL | | 4,679,562.55 | 1,419,893.50 | 6,099,456.05 | - | 553,219.20 | 269,400.00 | 1,599,323.41 | 2,421,942.61 | - | 118,246.49 | 421,291.99 | 1,356,959.15 | 1,896,497.63 | 3,677,513.44 | - | 525,444.98 |

Certified Correct:

AIMEE T. FULGENCIO
 Budget Officer

Certified Correct:

CHERRY PEARL C. RIVERA
 Accountant

Recommending Approval:

AIMEE T. FULGENCIO
 OIC Chief, Administrative & Finance Division

Approved by:

LIZA G. BATTAD
 Executive Director III

STATEMENT OF APPROVED BUDGET, UTILIZATIONS, DISBURSEMENTS AND BALANCES FOR TRUST RECEIPTS

(for Implementing Agency use only)

As at the Quarter Ending December 31, 2023

Department : Department of Agriculture (DA)
 Agency/Entity : Philippine Carabao Center
 Operating Unit : < not applicable >
 Organization Code (UACS) : 05 010 0000000
 Fund Cluster : 01 - Regular Agency Fund

Inter Agency Fund Transfer
 Grants and Donations (Less than 12 months)

(e.g. UACS Fund Cluster: 05-Internally Generated Funds and 06-Business Related Funds)

| Particulars | UACS CODE | Approved Budget | | | Utilizations | | | | | Disbursements | | | | | Balances | | | |
|---|-----------|---------------------------|--|---------------------------|-----------------------------|----------------------------|---------------------------------|--------------------------------|---------------------|-----------------------------|----------------------------|---------------------------------|--------------------------------|---------------------|---------------------|------------------------------------|----------------------------|-------------|
| | | Approved Budgeted Revenue | Adjustments (Reductions, Modifications/ Augmentations) | Adjusted Budgeted Revenue | 1st Quarter Ending March 31 | 2nd Quarter Ending June 30 | 3rd Quarter Ending September 30 | 4th Quarter Ending December 31 | Total | 1st Quarter Ending March 31 | 2nd Quarter Ending June 30 | 3rd Quarter Ending September 30 | 4th Quarter Ending December 31 | Total | Unutilized Budget | Unpaid Obligations (10-15)-(17+18) | | |
| | | | | | | | | | | | | | | | | Due and Demandable | Not Yet Due and Demandable | |
| 1 | 2 | 3 | 4 | 5=[3+(-)4] | 6 | 7 | 8 | 9 | 10=(6+7+8+9) | 11 | 12 | 13 | 14 | 15=(11+12+13+14) | 16=(5-10) | 17 | 18 | |
| Department of Education (DepEd) | | 0.00 | 0.00 | 0.00 | 0.00 | 0.00 | 0.00 | 0.00 | 0.00 | 0.00 | 0.00 | 0.00 | 0.00 | 0.00 | 0.00 | 0.00 | 0.00 | 0.00 |
| Office of the Secretary | | 0.00 | 0.00 | 0.00 | 0.00 | 0.00 | 0.00 | 0.00 | 0.00 | 0.00 | 0.00 | 0.00 | 0.00 | 0.00 | 0.00 | 0.00 | 0.00 | 0.00 |
| Division of Malolos City | | 0.00 | 0.00 | 0.00 | 0.00 | 0.00 | 0.00 | 0.00 | 0.00 | 0.00 | 0.00 | 0.00 | 0.00 | 0.00 | 0.00 | 0.00 | 0.00 | 0.00 |
| school based feeding program | | 0.00 | 0.00 | 0.00 | 0.00 | 0.00 | 0.00 | 0.00 | 0.00 | 0.00 | 0.00 | 0.00 | 0.00 | 0.00 | 0.00 | 0.00 | 0.00 | 0.00 |
| MOOE | 2 | 0.00 | 0.00 | 0.00 | 0.00 | 0.00 | 0.00 | 0.00 | 0.00 | 0.00 | 0.00 | 0.00 | 0.00 | 0.00 | 0.00 | 0.00 | 0.00 | 0.00 |
| Department of Science and Technology (DOST) | | 17,366,072.52 | 0.00 | 17,366,072.52 | 0.00 | 0.00 | 0.00 | 8,938,716.29 | 8,938,716.29 | 0.00 | 0.00 | 0.00 | 4,758,426.80 | 4,758,426.80 | 8,427,366.23 | 0.00 | 4,180,289.49 | |
| Philippine Council for Agriculture, Aquatic and Natural Resources Research | | 17,366,072.52 | 0.00 | 17,366,072.52 | 0.00 | 0.00 | 0.00 | 8,938,716.29 | 8,938,716.29 | 0.00 | 0.00 | 0.00 | 4,758,426.80 | 4,758,426.80 | 8,427,366.23 | 0.00 | 4,180,289.49 | |
| < not applicable > | | 17,366,072.52 | 0.00 | 17,366,072.52 | 0.00 | 0.00 | 0.00 | 8,938,716.29 | 8,938,716.29 | 0.00 | 0.00 | 0.00 | 4,758,426.80 | 4,758,426.80 | 8,427,366.23 | 0.00 | 4,180,289.49 | |
| "Application of DNA Marker and Assisted Reproduction Techniques in Breeding Program of Local Cattle in the Philippines", for funding in CY 2023 under the "Accelerated R&D Program for Capacity Building of Research and Development Institutions and Industrial Competitiveness: Industry-Level Collaborative Research and Development to Leverage Philippine Economy (I-CRADLE)" | | 1,840,877.04 | 0.00 | 1,840,877.04 | 0.00 | 0.00 | 0.00 | 1,304,432.11 | 1,304,432.11 | 0.00 | 0.00 | 0.00 | 789,528.38 | 789,528.38 | 536,444.93 | 0.00 | 514,903.73 | |
| MOOE | 2 | 1,840,877.04 | 0.00 | 1,840,877.04 | 0.00 | 0.00 | 0.00 | 1,304,432.11 | 1,304,432.11 | 0.00 | 0.00 | 0.00 | 789,528.38 | 789,528.38 | 536,444.93 | 0.00 | 514,903.73 | |
| "Development and Market Study of Protein-rich Distillers Grain with Solubles (DGS) Silage as Feed Supplement to Buffalo and Cattle" for funding in CY 2023 under the "Accelerated R&D Program for Capacity Building of Research and Development Institutions and Industrial Competitiveness: Collaborative Research and Development to Leverage Philippine Economy (CRADLE) Program." | | 2,325,679.40 | 0.00 | 2,325,679.40 | 0.00 | 0.00 | 0.00 | 0.00 | 0.00 | 0.00 | 0.00 | 0.00 | 0.00 | 0.00 | 2,325,679.40 | 0.00 | 0.00 | |
| MOOE | 2 | 2,325,679.40 | 0.00 | 2,325,679.40 | 0.00 | 0.00 | 0.00 | 0.00 | 0.00 | 0.00 | 0.00 | 0.00 | 0.00 | 0.00 | 2,325,679.40 | 0.00 | 0.00 | |
| "Development of a Pen-Side Nanosensor Diagnostic Tool for Mycobacterium Avium Subsp. Paratuberculosis and Mycoplasma Bovis" of the funding in CY 2023 under the program, "ODST Japan Society for the Promotion of Science (JSPS) Joint Research Program (JRP)" | | 805,209.42 | 0.00 | 805,209.42 | 0.00 | 0.00 | 0.00 | 409,204.86 | 409,204.86 | 0.00 | 0.00 | 0.00 | 390,846.26 | 390,846.26 | 398,004.56 | 0.00 | 18,358.60 | |
| MOOE | 2 | 805,209.42 | 0.00 | 805,209.42 | 0.00 | 0.00 | 0.00 | 409,204.86 | 409,204.86 | 0.00 | 0.00 | 0.00 | 390,846.26 | 390,846.26 | 398,004.56 | 0.00 | 18,358.60 | |
| Development of Screening Protocol for Genetic Defects and other Economically Important Traits in Cattle and Buffaloes in the Philippines | | 3,174,005.36 | 0.00 | 3,174,005.36 | 0.00 | 0.00 | 0.00 | 3,037,338.29 | 3,037,338.29 | 0.00 | 0.00 | 0.00 | 2,599,429.13 | 2,599,429.13 | 138,667.07 | 0.00 | 437,909.16 | |
| MOOE | 2 | 3,174,005.36 | 0.00 | 3,174,005.36 | 0.00 | 0.00 | 0.00 | 3,037,338.29 | 3,037,338.29 | 0.00 | 0.00 | 0.00 | 2,599,429.13 | 2,599,429.13 | 138,667.07 | 0.00 | 437,909.16 | |

STATEMENT OF APPROVED BUDGET, UTILIZATIONS, DISBURSEMENTS AND BALANCES FOR TRUST RECEIPTS

(for Implementing Agency use only)

As at the Quarter Ending December 31, 2023


Department : Department of Agriculture (DA)
 Agency/Entity : Philippine Carabao Center
 Operating Unit : < not applicable >
 Organization Code (UACS) : 05 010 0000000
 Fund Cluster : 01 - Regular Agency Fund
 (e.g. UACS Fund Cluster: 05-Internally Generated Funds and 06-Business Related Funds)


Inter Agency Fund Transfer
 Grants and Donations (Less than 12 months)

| Particulars | UACS CODE | Approved Budget | | | Utilizations | | | | | Disbursements | | | | | Balances | | |
|--|-----------|---------------------------|--|---------------------------|-----------------------------|----------------------------|---------------------------------|--------------------------------|----------------------|-----------------------------|----------------------------|---------------------------------|--------------------------------|---------------------|----------------------|------------------------------------|----------------------------|
| | | Approved Budgeted Revenue | Adjustments (Reductions, Modifications/ Augmentations) | Adjusted Budgeted Revenue | 1st Quarter Ending March 31 | 2nd Quarter Ending June 30 | 3rd Quarter Ending September 30 | 4th Quarter Ending December 31 | Total | 1st Quarter Ending March 31 | 2nd Quarter Ending June 30 | 3rd Quarter Ending September 30 | 4th Quarter Ending December 31 | Total | Unutilized Budget | Unpaid Obligations (10-15)=(17+18) | |
| | | | | | | | | | | | | | | | | Due and Demandable | Not Yet Due and Demandable |
| 1 | 2 | 3 | 4 | 5=(3+(-)4) | 6 | 7 | 8 | 9 | 10=(6+7+8+9) | 11 | 12 | 13 | 14 | 15=(11+12+13+14) | 16=(6-10) | 17 | 18 |
| Genetic Structure Analysis and Development of Genetic Screening Protocols for Traceability of Philippine Native Fig Populations | | 8,527,601.30 | 0.00 | 8,527,601.30 | 0.00 | 0.00 | 0.00 | 4,187,741.03 | 4,187,741.03 | 0.00 | 0.00 | 0.00 | 978,623.03 | 978,623.03 | 4,339,860.27 | 0.00 | 3,209,118.00 |
| MOOE | 2 | 8,527,601.30 | 0.00 | 8,527,601.30 | 0.00 | 0.00 | 0.00 | 4,187,741.03 | 4,187,741.03 | 0.00 | 0.00 | 0.00 | 978,623.03 | 978,623.03 | 4,339,860.27 | 0.00 | 3,209,118.00 |
| Project 1D. Enhancement of the Intellectual Property Technology Business Management (IPTBM) in Philippine Carabao Center (PCC) through the RAISE Program under the program Regional Agri-Aqua Innovation System Enhancement (RAISE) Program in Central Luzon | | 0.00 | 0.00 | 0.00 | 0.00 | 0.00 | 0.00 | 0.00 | 0.00 | 0.00 | 0.00 | 0.00 | 0.00 | 0.00 | 0.00 | 0.00 | 0.00 |
| MOOE | 2 | 0.00 | 0.00 | 0.00 | 0.00 | 0.00 | 0.00 | 0.00 | 0.00 | 0.00 | 0.00 | 0.00 | 0.00 | 0.00 | 0.00 | 0.00 | 0.00 |
| Project 2. Regional Agribusiness Hub (ABH) in Central Luzon through the RAISE Program" under the program Regional Agri-Aqua Innovation System Enhancement (RAISE) Program in Central Luzon | | 692,700.00 | 0.00 | 692,700.00 | 0.00 | 0.00 | 0.00 | 0.00 | 0.00 | 0.00 | 0.00 | 0.00 | 0.00 | 0.00 | 692,700.00 | 0.00 | 0.00 |
| MOOE | 2 | 692,700.00 | 0.00 | 692,700.00 | 0.00 | 0.00 | 0.00 | 0.00 | 0.00 | 0.00 | 0.00 | 0.00 | 0.00 | 0.00 | 692,700.00 | 0.00 | 0.00 |
| Department of Social Welfare and Development (DSWD) | | 39,558,960.00 | 0.00 | 39,558,960.00 | 0.00 | 0.00 | 0.00 | 17,545,800.00 | 17,545,800.00 | 0.00 | 0.00 | 0.00 | 2,218,800.00 | 2,218,800.00 | 22,013,160.00 | 0.00 | 15,327,000.00 |
| Office of the Secretary | | 39,558,960.00 | 0.00 | 39,558,960.00 | 0.00 | 0.00 | 0.00 | 17,545,800.00 | 17,545,800.00 | 0.00 | 0.00 | 0.00 | 0.00 | 0.00 | 22,013,160.00 | 0.00 | 17,545,800.00 |
| Regional Office - III | | 8,820,000.00 | 0.00 | 8,820,000.00 | 0.00 | 0.00 | 0.00 | 8,670,600.00 | 8,670,600.00 | 0.00 | 0.00 | 0.00 | 0.00 | 0.00 | 149,400.00 | 0.00 | 8,670,600.00 |
| SFP | | 8,820,000.00 | 0.00 | 8,820,000.00 | 0.00 | 0.00 | 0.00 | 8,670,600.00 | 8,670,600.00 | 0.00 | 0.00 | 0.00 | 0.00 | 0.00 | 149,400.00 | 0.00 | 8,670,600.00 |
| MOOE | 2 | 8,820,000.00 | 0.00 | 8,820,000.00 | 0.00 | 0.00 | 0.00 | 8,670,600.00 | 8,670,600.00 | 0.00 | 0.00 | 0.00 | 0.00 | 0.00 | 149,400.00 | 0.00 | 8,670,600.00 |
| Regional Office - VIII | | 21,420,000.00 | 0.00 | 21,420,000.00 | 0.00 | 0.00 | 0.00 | 0.00 | 0.00 | 0.00 | 0.00 | 0.00 | 0.00 | 0.00 | 21,420,000.00 | 0.00 | 0.00 |
| SFP | | 21,420,000.00 | 0.00 | 21,420,000.00 | 0.00 | 0.00 | 0.00 | 0.00 | 0.00 | 0.00 | 0.00 | 0.00 | 0.00 | 0.00 | 21,420,000.00 | 0.00 | 0.00 |
| MOOE | 2 | 21,420,000.00 | 0.00 | 21,420,000.00 | 0.00 | 0.00 | 0.00 | 0.00 | 0.00 | 0.00 | 0.00 | 0.00 | 0.00 | 0.00 | 21,420,000.00 | 0.00 | 0.00 |
| Regional Office - IX | | 9,318,960.00 | 0.00 | 9,318,960.00 | 0.00 | 0.00 | 0.00 | 8,875,200.00 | 8,875,200.00 | 0.00 | 0.00 | 0.00 | 2,218,800.00 | 2,218,800.00 | 443,760.00 | 0.00 | 6,656,400.00 |
| SUPPLEMENTARY FEEDING | | 9,318,960.00 | 0.00 | 9,318,960.00 | 0.00 | 0.00 | 0.00 | 8,875,200.00 | 8,875,200.00 | 0.00 | 0.00 | 0.00 | 2,218,800.00 | 2,218,800.00 | 443,760.00 | 0.00 | 6,656,400.00 |
| MOOE | 2 | 9,318,960.00 | 0.00 | 9,318,960.00 | 0.00 | 0.00 | 0.00 | 8,875,200.00 | 8,875,200.00 | 0.00 | 0.00 | 0.00 | 2,218,800.00 | 2,218,800.00 | 443,760.00 | 0.00 | 6,656,400.00 |
| GRAND TOTAL | | 56,925,032.52 | 0.00 | 56,925,032.52 | 0.00 | 0.00 | 0.00 | 26,484,516.29 | 26,484,516.29 | 0.00 | 0.00 | 0.00 | 6,977,226.80 | 6,977,226.80 | 30,440,516.23 | 0.00 | 19,507,289.49 |
| PS | | 0.00 | 0.00 | 0.00 | 0.00 | 0.00 | 0.00 | 0.00 | 0.00 | 0.00 | 0.00 | 0.00 | 0.00 | 0.00 | 0.00 | 0.00 | 0.00 |
| MOOE | | 56,925,032.52 | 0.00 | 56,925,032.52 | 0.00 | 0.00 | 0.00 | 26,484,516.29 | 26,484,516.29 | 0.00 | 0.00 | 0.00 | 6,977,226.80 | 6,977,226.80 | 30,440,516.23 | 0.00 | 19,507,289.49 |
| CO | | 0.00 | 0.00 | 0.00 | 0.00 | 0.00 | 0.00 | 0.00 | 0.00 | 0.00 | 0.00 | 0.00 | 0.00 | 0.00 | 0.00 | 0.00 | 0.00 |

This report was generated using the Unified Reporting System on January 30, 2024 2:30 PM; Status : PENDING


Page 2 of 3

Certified Correct:

 AIMEE T. FULGENCIO
 Budget Officer
 Date: 1/30/2024

Certified Correct:

 CHERRY PEAR C. RIVERA
 Accountant III
 Date: 1/30/2024

Recommending Approval By:

 AIMEE T. FULGENCIO
 Chief, AFMD
 Date: 1/30/2024

Approved By:

 LIZA G. BATTAL
 Executive Director
 Date: 1/30/2024

This report was generated using the Unified Reporting System on January 30, 2024 2:30 PM; Status : PENDING (unable to edit in URS)

Page 3 of 3