

MONTHLY REPORT OF DISBURSEMENTS

For the month of April 2024


Department : Department of Agriculture (DA)
 Agency/Entity : Philippine Carabao Center
 Operating Unit : < not applicable >
 Organization Code (UACS) : 05 010 000000
 Fund Cluster : 02 - Foreign Assisted Projects Fund


Particulars	Current Year Budget					Prior Year's Budget										Current Year's Accounts Payable					Trust Liabilities					Grand Total					Remarks
	PS	MOOE	FinEx	CO	TOTAL	Prior Year's Accounts Payable					Current Year's Accounts Payable					PS	MOOE	CO	TOTAL	PS	MOOE	CO	TOTAL	PS	MOOE	FinEx	CO	TOTAL			
	1	2	3	4	5	6=(2+3+4+5)	7	8	9	10	11=(7+8+9+10)	12	13	14	15	16	17=(12+13+14+15)	18=(11+16)	19	20	21	22=(19+20+21)	23	24	25	26	27=(23+24+25+26)	28			
CASH DISBURSEMENTS	0.00	0.00	0.00	0.00	0.00	0.00	0.00	1,296,242.68	0.00	0.00	1,296,242.68	0.00	280,686.77	0.00	0.00	280,686.77	1,576,929.45	1,576,929.45	0.00	0.00	0.00	0.00	0.00	1,576,929.45	0.00	0.00	0.00	0.00	1,576,929.45		
Notice of Cash Allocation (NCA)	0.00	0.00	0.00	0.00	0.00	0.00	0.00	1,296,242.68	0.00	0.00	1,296,242.68	0.00	280,686.77	0.00	0.00	280,686.77	1,576,929.45	1,576,929.45	0.00	0.00	0.00	0.00	0.00	1,576,929.45	0.00	0.00	0.00	0.00	1,576,929.45		
MDS Checks Issued	0.00	0.00	0.00	0.00	0.00	0.00	0.00	0.00	0.00	0.00	0.00	0.00	1,710.00	0.00	0.00	1,710.00	1,710.00	1,710.00	0.00	0.00	0.00	0.00	0.00	1,710.00	0.00	0.00	0.00	0.00	1,710.00		
Advice to Debit Account	0.00	0.00	0.00	0.00	0.00	0.00	0.00	1,296,242.68	0.00	0.00	1,296,242.68	0.00	278,976.77	0.00	0.00	278,976.77	1,575,219.45	1,575,219.45	0.00	0.00	0.00	0.00	0.00	1,575,219.45	0.00	0.00	0.00	0.00	1,575,219.45		
Notice of Transfer Allocations (NTA)	0.00	0.00	0.00	0.00	0.00	0.00	0.00	0.00	0.00	0.00	0.00	0.00	0.00	0.00	0.00	0.00	0.00	0.00	0.00	0.00	0.00	0.00	0.00	0.00	0.00	0.00	0.00	0.00	0.00		
MDS Checks Issued	0.00	0.00	0.00	0.00	0.00	0.00	0.00	0.00	0.00	0.00	0.00	0.00	0.00	0.00	0.00	0.00	0.00	0.00	0.00	0.00	0.00	0.00	0.00	0.00	0.00	0.00	0.00	0.00	0.00		
Advice to Debit Account	0.00	0.00	0.00	0.00	0.00	0.00	0.00	0.00	0.00	0.00	0.00	0.00	0.00	0.00	0.00	0.00	0.00	0.00	0.00	0.00	0.00	0.00	0.00	0.00	0.00	0.00	0.00	0.00	0.00		
Working Fund for FAPs	0.00	0.00	0.00	0.00	0.00	0.00	0.00	0.00	0.00	0.00	0.00	0.00	0.00	0.00	0.00	0.00	0.00	0.00	0.00	0.00	0.00	0.00	0.00	0.00	0.00	0.00	0.00	0.00	0.00		
Cash Disbursement Ceiling (CDC)	0.00	0.00	0.00	0.00	0.00	0.00	0.00	0.00	0.00	0.00	0.00	0.00	0.00	0.00	0.00	0.00	0.00	0.00	0.00	0.00	0.00	0.00	0.00	0.00	0.00	0.00	0.00	0.00	0.00		
TOTAL CASH DISBURSEMENTS	0.00	0.00	0.00	0.00	0.00	0.00	0.00	1,296,242.68	0.00	0.00	1,296,242.68	0.00	280,686.77	0.00	0.00	280,686.77	1,576,929.45	1,576,929.45	0.00	0.00	0.00	0.00	0.00	0.00	1,576,929.45	0.00	0.00	0.00	0.00	1,576,929.45	
NON-CASH DISBURSEMENTS	0.00	0.00	0.00	0.00	0.00	0.00	0.00	26,312.09	0.00	0.00	26,312.09	0.00	3,256.07	0.00	0.00	3,256.07	29,568.16	29,568.16	0.00	0.00	0.00	0.00	0.00	0.00	29,568.16	0.00	0.00	0.00	0.00	29,568.16	
Tax Remittance Advice Issued (TRA)	0.00	0.00	0.00	0.00	0.00	0.00	0.00	25,157.69	0.00	0.00	25,157.69	0.00	3,256.07	0.00	0.00	3,256.07	28,413.76	28,413.76	0.00	0.00	0.00	0.00	0.00	0.00	28,413.76	0.00	0.00	0.00	0.00	28,413.76	
Non-Cash Availment Authority (NCAA)	0.00	0.00	0.00	0.00	0.00	0.00	0.00	0.00	0.00	0.00	0.00	0.00	0.00	0.00	0.00	0.00	0.00	0.00	0.00	0.00	0.00	0.00	0.00	0.00	0.00	0.00	0.00	0.00	0.00		
Disbursements effected through outright deductions from claims (please specify...)	0.00	0.00	0.00	0.00	0.00	0.00	0.00	1,154.40	0.00	0.00	1,154.40	0.00	0.00	0.00	0.00	0.00	1,154.40	1,154.40	0.00	0.00	0.00	0.00	0.00	0.00	1,154.40	0.00	0.00	0.00	0.00	1,154.40	
Overpayment of expenses(e.g. personnel benefits)	0.00	0.00	0.00	0.00	0.00	0.00	0.00	0.00	0.00	0.00	0.00	0.00	0.00	0.00	0.00	0.00	0.00	0.00	0.00	0.00	0.00	0.00	0.00	0.00	0.00	0.00	0.00	0.00	0.00		
Resitution for loss of government property	0.00	0.00	0.00	0.00	0.00	0.00	0.00	0.00	0.00	0.00	0.00	0.00	0.00	0.00	0.00	0.00	0.00	0.00	0.00	0.00	0.00	0.00	0.00	0.00	0.00	0.00	0.00	0.00	0.00		
Liquidated damages and similar claims	0.00	0.00	0.00	0.00	0.00	0.00	0.00	1,154.40	0.00	0.00	1,154.40	0.00	0.00	0.00	0.00	0.00	1,154.40	1,154.40	0.00	0.00	0.00	0.00	0.00	0.00	1,154.40	0.00	0.00	0.00	0.00	1,154.40	
Others(TEF, BTr, Documentary Stamp Tax, etc.)	0.00	0.00	0.00	0.00	0.00	0.00	0.00	0.00	0.00	0.00	0.00	0.00	0.00	0.00	0.00	0.00	0.00	0.00	0.00	0.00	0.00	0.00	0.00	0.00	0.00	0.00	0.00	0.00	0.00		
TOTAL NON-CASH DISBURSEMENTS	0.00	0.00	0.00	0.00	0.00	0.00	0.00	26,312.09	0.00	0.00	26,312.09	0.00	3,256.07	0.00	0.00	3,256.07	29,568.16	29,568.16	0.00	0.00	0.00	0.00	0.00	0.00	29,568.16	0.00	0.00	0.00	0.00	29,568.16	
GRAND TOTAL	0.00	0.00	0.00	0.00	0.00	0.00	0.00	1,322,554.77	0.00	0.00	1,322,554.77	0.00	283,942.84	0.00	0.00	283,942.84	1,606,497.61	1,606,497.61	0.00	0.00	0.00	0.00	0.00	0.00	1,606,497.61	0.00	0.00	0.00	0.00	1,606,497.61	


SUMMARY

Particulars	Previous Report	This Month	As at Date
(1)	(2)	(3)	(4)
Total Disbursement Authorities Received	2,868,081.61	28,413.76	2,896,495.37
NCA	2,599,850.00	0.00	2,599,850.00
NTA	0.00	0.00	0.00
Working Fund	0.00	0.00	0.00
TRA	268,231.61	28,413.76	296,645.37
CDC	0.00	0.00	0.00
NCAA	0.00	0.00	0.00
Less: Notice of Transfer of Allocations (NTA) Issued	0.00	0.00	0.00
Total Disbursement Authorities Available	2,868,081.61	28,413.76	2,896,495.37
Less:	0.00	0.00	0.00
Lapsed NCA	0.00	0.00	0.00
Disbursements	991,940.39	1,606,497.61	2,598,438.00
Less: Other Non-Cash Disbursements	0.00	1,154.40	1,154.40
Disbursements effected through outright deductions from claims	0.00	1,154.40	1,154.40
Overpayment of expenses(e.g. personnel benefits)	0.00	0.00	0.00
Resitution for loss of government property	0.00	0.00	0.00
Liquidated damages and similar claims	0.00	1,154.40	1,154.40
Others (e.g. TEF, BTr, Docs Stamp, etc.)	0.00	0.00	0.00
Add/Less: Adjustments (e.g. cancelled/staled checks)	0.00	0.00	0.00
Balance of Disbursement Authorities as at date	1,876,141.22	(1,576,929.45)	299,211.77
Total Disbursements Program	2,599,850.00	0.00	2,599,850.00
Less: Actual Disbursements	991,940.39	1,606,497.61	2,598,438.00
(Over)/Under spending	1,607,909.61	(1,606,497.61)	1,412.00

Notes: * The use of NTA is discouraged
 Notes: ** Accounts should tally with the grand total disbursement (column 27).

Certified Correct:

 CHERRY PEARL C. RIVERA
 Accountant III
 Date: May 6, 2024 05:59 PM

Recommending

 AIMEE T. FULGENCIO
 Chief, AFMD
 Date: May 6, 2024 06:00 PM

Approved By:

 LIZA G. BATTAD
 Executive Director III
 Date: May 6, 2024 06:00 PM