

MONTHLY REPORT OF DISBURSEMENTS  
For the month of August 2024


Department : Department of Agriculture (DA)  
 Agency/Entity : Philippine Carabao Center  
 Operating Unit : < not applicable >  
 Organization Code (UACS) : 05 010 000000  
 Fund Cluster : 01 - Regular Agency Fund  
 (e.g. UACS Fund Cluster: 01-Regular Agency Fund, 02-Foreign Assisted Projects Fund, 03-Special Account-Locally Funded/Domestic Grants Fund, etc.)

Particulars	Current Year Budget						Prior Year's Budget					Current Year's Accounts Payable					Trust Liabilities					Grand Total					Remarks			
	PS	MOOE	FinEx	CO	TOTAL	PS	MOOE	FinEx	CO	Sub-Total	PS	MOOE	FinEx	CO	Sub-Total	TOTAL	SUB-TOTAL	PS	MOOE	CO	TOTAL	PS	MOOE	FinEx	CO	TOTAL				
	1	2	3	4	5	6	7	8	9	10	11	12	13	14	15	16	17	18	19	20	21	22	23	24	25	26		27	28	
CASH DISBURSEMENTS	9,180,857.66	41,193,862.46	0.00	4,000,000.00	54,374,720.12	0.00	457,004.32	0.00	0.00	457,004.32	0.00	119,739.84	0.00	255,535.72	375,275.56	832,279.88	55,207,000.00	0.00	0.00	0.00	0.00	9,180,857.66	41,770,606.62	0.00	4,255,535.72	55,207,000.00				
Notice of Cash Allocation (NCA)	9,180,857.66	41,193,862.46	0.00	4,000,000.00	54,374,720.12	0.00	457,004.32	0.00	0.00	457,004.32	0.00	119,739.84	0.00	255,535.72	375,275.56	832,279.88	55,207,000.00	0.00	0.00	0.00	0.00	9,180,857.66	41,770,606.62	0.00	4,255,535.72	55,207,000.00				
MDS Checks Issued	927,708.39	3,340,370.32	0.00	0.00	4,268,078.71	0.00	15,943.08	0.00	0.00	15,943.08	0.00	6,435.72	0.00	255,535.72	261,971.44	277,914.52	4,545,993.23	0.00	0.00	0.00	0.00	927,708.39	3,362,749.12	0.00	255,535.72	4,545,993.23				
Advice to Debit Account	8,253,149.27	37,853,492.14	0.00	4,000,000.00	50,106,641.41	0.00	441,061.24	0.00	0.00	441,061.24	0.00	113,304.12	0.00	0.00	113,304.12	554,365.36	50,661,006.77	0.00	0.00	0.00	0.00	8,253,149.27	38,407,857.50	0.00	4,000,000.00	50,661,006.77				
Notice of Transfer of Allocations (NTA)	0.00	0.00	0.00	0.00	0.00	0.00	0.00	0.00	0.00	0.00	0.00	0.00	0.00	0.00	0.00	0.00	0.00	0.00	0.00	0.00	0.00	0.00	0.00	0.00	0.00	0.00	0.00	0.00	0.00	
MDS Checks Issued	0.00	0.00	0.00	0.00	0.00	0.00	0.00	0.00	0.00	0.00	0.00	0.00	0.00	0.00	0.00	0.00	0.00	0.00	0.00	0.00	0.00	0.00	0.00	0.00	0.00	0.00	0.00	0.00	0.00	
Advice to Debit Account	0.00	0.00	0.00	0.00	0.00	0.00	0.00	0.00	0.00	0.00	0.00	0.00	0.00	0.00	0.00	0.00	0.00	0.00	0.00	0.00	0.00	0.00	0.00	0.00	0.00	0.00	0.00	0.00	0.00	0.00
Working Fund for FAPs	0.00	0.00	0.00	0.00	0.00	0.00	0.00	0.00	0.00	0.00	0.00	0.00	0.00	0.00	0.00	0.00	0.00	0.00	0.00	0.00	0.00	0.00	0.00	0.00	0.00	0.00	0.00	0.00	0.00	0.00
Cash Disbursement Ceiling (CDC)	0.00	0.00	0.00	0.00	0.00	0.00	0.00	0.00	0.00	0.00	0.00	0.00	0.00	0.00	0.00	0.00	0.00	0.00	0.00	0.00	0.00	0.00	0.00	0.00	0.00	0.00	0.00	0.00	0.00	0.00
TOTAL CASH DISBURSEMENTS	9,180,857.66	41,193,862.46	0.00	4,000,000.00	54,374,720.12	0.00	457,004.32	0.00	0.00	457,004.32	0.00	119,739.84	0.00	255,535.72	375,275.56	832,279.88	55,207,000.00	0.00	0.00	0.00	0.00	9,180,857.66	41,770,606.62	0.00	4,255,535.72	55,207,000.00				
NON-CASH DISBURSEMENTS	406,600.27	486,246.46	0.00	0.00	892,846.73	0.00	34,683.27	0.00	0.00	34,683.27	0.00	17,013.28	0.00	0.00	17,013.28	51,696.55	944,543.28	0.00	0.00	0.00	0.00	406,600.27	537,943.01	0.00	0.00	944,543.28				
Tax Remittance Advices Issued (TRA)	406,600.27	393,795.80	0.00	0.00	800,396.07	0.00	33,579.27	0.00	0.00	33,579.27	0.00	17,013.28	0.00	0.00	17,013.28	50,592.55	850,988.62	0.00	0.00	0.00	0.00	406,600.27	444,389.35	0.00	0.00	850,988.62				
Non-Cash Availment Authority (NCAA)	0.00	0.00	0.00	0.00	0.00	0.00	0.00	0.00	0.00	0.00	0.00	0.00	0.00	0.00	0.00	0.00	0.00	0.00	0.00	0.00	0.00	0.00	0.00	0.00	0.00	0.00	0.00	0.00	0.00	
Disbursements effected through outright deductions from claims (please specify...)	0.00	92,450.66	0.00	0.00	92,450.66	0.00	1,104.00	0.00	0.00	1,104.00	0.00	0.00	0.00	0.00	0.00	1,104.00	93,554.66	0.00	0.00	0.00	0.00	0.00	93,554.66	0.00	0.00	93,554.66				
Overpayment of expenses (e.g. personnel benefits)	0.00	0.00	0.00	0.00	0.00	0.00	0.00	0.00	0.00	0.00	0.00	0.00	0.00	0.00	0.00	0.00	0.00	0.00	0.00	0.00	0.00	0.00	0.00	0.00	0.00	0.00	0.00	0.00	0.00	
Restitution for loss of government property	0.00	0.00	0.00	0.00	0.00	0.00	0.00	0.00	0.00	0.00	0.00	0.00	0.00	0.00	0.00	0.00	0.00	0.00	0.00	0.00	0.00	0.00	0.00	0.00	0.00	0.00	0.00	0.00	0.00	
Liquidated damages and similar claims	0.00	92,450.66	0.00	0.00	92,450.66	0.00	1,104.00	0.00	0.00	1,104.00	0.00	0.00	0.00	0.00	0.00	1,104.00	93,554.66	0.00	0.00	0.00	0.00	0.00	93,554.66	0.00	0.00	93,554.66				
Others (TEF, BTI, Documentary Stamp Tax, etc.)	0.00	0.00	0.00	0.00	0.00	0.00	0.00	0.00	0.00	0.00	0.00	0.00	0.00	0.00	0.00	0.00	0.00	0.00	0.00	0.00	0.00	0.00	0.00	0.00	0.00	0.00	0.00	0.00	0.00	
TOTAL NON-CASH DISBURSEMENTS	406,600.27	486,246.46	0.00	0.00	892,846.73	0.00	34,683.27	0.00	0.00	34,683.27	0.00	17,013.28	0.00	0.00	17,013.28	51,696.55	944,543.28	0.00	0.00	0.00	0.00	406,600.27	537,943.01	0.00	0.00	944,543.28				
GRAND TOTAL	9,587,457.93	41,680,108.92	0.00	4,000,000.00	55,267,566.85	0.00	491,687.59	0.00	0.00	491,687.59	0.00	136,753.12	0.00	255,535.72	392,288.84	883,976.43	56,151,543.28	0.00	0.00	0.00	0.00	9,587,457.93	42,308,549.63	0.00	4,255,535.72	56,151,543.28				


Particulars	Previous Report	This Month	As at Date
(1)	(2)	(3)	(4)
Total Disbursement Authorities Received	540,077,104.67	56,057,988.62	596,135,093.29
NCA	530,074,731.00	55,207,000.00	585,281,731.00
NTA	0.00	0.00	0.00
Working Fund	0.00	0.00	0.00
TRA	10,002,373.67	850,988.62	10,853,362.29
CDC	0.00	0.00	0.00
NCAA	0.00	0.00	0.00
Less: Notice of Transfer of Allocations (NTA)* issued	0.00	0.00	0.00
Total Disbursement Authorities Available	540,077,104.67	56,057,988.62	596,135,093.29
Less:	0.00	0.00	0.00
Lapsed NCA	0.00	0.00	0.00
Disbursements	540,356,986.38	56,151,543.28	596,508,529.66
Less: Other Non-Cash Disbursements	279,881.71	93,554.66	373,436.37
Disbursements effected through outright deductions from claims	279,881.71	93,554.66	373,436.37
Overpayment of expenses (e.g. personnel benefits)	0.00	0.00	0.00
Restitution for loss of government property	0.00	0.00	0.00
Liquidated damages and similar claims	279,881.71	93,554.66	373,436.37
Others (e.g. TEF, BTI, Docs Stamp, etc.)	0.00	0.00	0.00
Add/Less: Adjustments (e.g. cancelled/staled checks)	0.00	0.00	0.00
Balance of Disbursement Authorities as at date	0.00	0.00	0.00
Total Disbursements Program	672,230,000.00	58,253,000.00	730,483,000.00
Less: *Actual Disbursements	540,356,986.38	56,151,543.28	596,508,529.66
(Over)/Under spending	131,873,013.62	2,101,456.72	133,974,470.34

Notes: \* The use of NTA is discouraged  
 Notes: \*\* Amounts should tally with the grand total disbursement (column 27)


Certified Correct:

  
**CHERRY PEARL C. RIVERA**  
 Accountant III  
 Date September 10, 2024 08:32 PM

Recommending Approval:

  
**AIMEE T. FULGENCIO**  
 Chief, AFMD  
 Date September 10, 2024 08:39 PM

Approved By:

  
**LIZA G. BATTAD**  
 Executive Director III  
 Date September 10, 2024 08:40 PM