

STATEMENT OF APPROVED BUDGET, UTILIZATIONS, DISBURSEMENTS AND BALANCES


(For Off-Budgetary Funds)

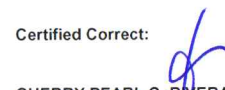
As at the Quarter Ending March 31, 2026


Department : Department of Agriculture (DA)
 Agency/Entity : Philippine Carabao Center
 Operating Unit : < not applicable >
 Organization Code (UACS) : 05 010 0000000
 Fund Cluster : 06 - Business Related Funds


(e.g. UACS Fund Cluster: 05-Internally Generated Funds and 06-Business Related Funds)

Particulars	UACS CODE	Approved Budget			Utilizations					Disbursements					Balances		
		Approved Budgeted Revenue	Adjustments (Reductions, Modifications/ Augmentations)	Adjusted Budgeted Revenue	1st Quarter Ending March 31	2nd Quarter Ending June 30	3rd Quarter Ending September 30	4th Quarter Ending December 31	Total	1st Quarter Ending March 31	2nd Quarter Ending June 30	3rd Quarter Ending September 30	4th Quarter Ending December 31	Total	Unutilized Budget	Unpaid Obligations (10-15)=(17+18)	
		3	4	5=[(3+(-)4)]	6	7	8	9	10=(6+7+8+9)	11	12	13	14	15=(11+12+13)	16=(5-10)	Due and Demandable 17	Not Yet Due and Demandable 18
General Administration and Support	1000000000000000	7,415,599.46	1,476,201.67	8,891,801.13	924,195.13	0.00	0.00	0.00	924,195.13	371,768.64	0.00	0.00	0.00	371,768.64	7,967,606.00	0.00	552,426.49
General Management and Supervision	100000100001000	7,415,599.46	1,476,201.67	8,891,801.13	924,195.13	0.00	0.00	0.00	924,195.13	371,768.64	0.00	0.00	0.00	371,768.64	7,967,606.00	0.00	552,426.49
MOOE		6,623,022.96	1,419,201.67	8,042,224.63	867,195.13	0.00	0.00	0.00	867,195.13	314,768.64	0.00	0.00	0.00	314,768.64	7,175,029.50	0.00	552,426.49
CO		792,576.50	57,000.00	849,576.50	57,000.00	0.00	0.00	0.00	57,000.00	57,000.00	0.00	0.00	0.00	57,000.00	792,576.50	0.00	0.00
Sub-Total, General Administration and Support		7,415,599.46	1,476,201.67	8,891,801.13	924,195.13	0.00	0.00	0.00	924,195.13	371,768.64	0.00	0.00	0.00	371,768.64	7,967,606.00	0.00	552,426.49
PS		0.00	0.00	0.00	0.00	0.00	0.00	0.00	0.00	0.00	0.00	0.00	0.00	0.00	0.00	0.00	0.00
MOOE		6,623,022.96	1,419,201.67	8,042,224.63	867,195.13	0.00	0.00	0.00	867,195.13	314,768.64	0.00	0.00	0.00	314,768.64	7,175,029.50	0.00	552,426.49
FinEx (if Applicable)		0.00	0.00	0.00	0.00	0.00	0.00	0.00	0.00	0.00	0.00	0.00	0.00	0.00	0.00	0.00	0.00
CO		792,576.50	57,000.00	849,576.50	57,000.00	0.00	0.00	0.00	57,000.00	57,000.00	0.00	0.00	0.00	57,000.00	792,576.50	0.00	0.00
Operations	3000000000000000	62,761,873.97	46,075,485.74	108,837,359.71	50,623,192.88	0.00	0.00	0.00	50,623,192.88	27,991,381.57	0.00	0.00	0.00	27,991,381.57	58,214,166.83	0.00	22,631,811.31
OO : Carabao-based enterprises enhanced	3100000000000000	62,761,873.97	46,075,485.74	108,837,359.71	50,623,192.88	0.00	0.00	0.00	50,623,192.88	27,991,381.57	0.00	0.00	0.00	27,991,381.57	58,214,166.83	0.00	22,631,811.31
NATIONAL CARABAO DEVELOPMENT PROGRAM	3101000000000000	62,761,873.97	46,075,485.74	108,837,359.71	50,623,192.88	0.00	0.00	0.00	50,623,192.88	27,991,381.57	0.00	0.00	0.00	27,991,381.57	58,214,166.83	0.00	22,631,811.31
Intensification of the National Upgrading Program	310100100002000	8,522,884.42	34,500,592.96	43,023,477.38	41,251,748.75	0.00	0.00	0.00	41,251,748.75	22,737,755.05	0.00	0.00	0.00	22,737,755.05	1,771,728.63	0.00	18,513,993.70
MOOE		8,522,884.42	34,500,592.96	43,023,477.38	41,251,748.75	0.00	0.00	0.00	41,251,748.75	22,737,755.05	0.00	0.00	0.00	22,737,755.05	1,771,728.63	0.00	18,513,993.70
Carabao-Based Enterprise Development	310100100003000	54,238,989.55	11,574,892.78	65,813,882.33	9,371,444.13	0.00	0.00	0.00	9,371,444.13	5,253,626.52	0.00	0.00	0.00	5,253,626.52	56,442,438.20	0.00	22,631,811.31
MOOE		51,105,346.11	11,574,892.78	62,680,238.89	9,371,444.13	0.00	0.00	0.00	9,371,444.13	5,253,626.52	0.00	0.00	0.00	5,253,626.52	53,308,794.76	0.00	4,117,817.61
CO		3,133,643.44	0.00	3,133,643.44	0.00	0.00	0.00	0.00	0.00	0.00	0.00	0.00	0.00	0.00	3,133,643.44	0.00	0.00
Sub-Total, Operations		62,761,873.97	46,075,485.74	108,837,359.71	50,623,192.88	0.00	0.00	0.00	50,623,192.88	27,991,381.57	0.00	0.00	0.00	27,991,381.57	58,214,166.83	0.00	22,631,811.31
PS		0.00	0.00	0.00	0.00	0.00	0.00	0.00	0.00	0.00	0.00	0.00	0.00	0.00	0.00	0.00	0.00
MOOE		59,628,230.53	46,075,485.74	105,703,716.27	50,623,192.88	0.00	0.00	0.00	50,623,192.88	27,991,381.57	0.00	0.00	0.00	27,991,381.57	55,080,523.39	0.00	22,631,811.31
FinEx (if Applicable)		0.00	0.00	0.00	0.00	0.00	0.00	0.00	0.00	0.00	0.00	0.00	0.00	0.00	0.00	0.00	0.00
CO		3,133,643.44	0.00	3,133,643.44	0.00	0.00	0.00	0.00	0.00	0.00	0.00	0.00	0.00	0.00	3,133,643.44	0.00	0.00
GRAND TOTAL		70,177,473.43	47,551,687.41	117,729,160.84	51,547,388.01	0.00	0.00	0.00	51,547,388.01	28,363,150.21	0.00	0.00	0.00	28,363,150.21	66,181,772.83	0.00	23,184,237.80
PS		0.00	0.00	0.00	0.00	0.00	0.00	0.00	0.00	0.00	0.00	0.00	0.00	0.00	0.00	0.00	0.00
MOOE		66,251,253.49	47,494,687.41	113,745,940.90	51,490,388.01	0.00	0.00	0.00	51,490,388.01	28,306,150.21	0.00	0.00	0.00	28,306,150.21	62,255,552.89	0.00	23,184,237.80
FinEx (if Applicable)		0.00	0.00	0.00	0.00	0.00	0.00	0.00	0.00	0.00	0.00	0.00	0.00	0.00	0.00	0.00	0.00
CO		3,926,219.94	57,000.00	3,983,219.94	57,000.00	0.00	0.00	0.00	57,000.00	57,000.00	0.00	0.00	0.00	57,000.00	3,926,219.94	0.00	0.00

Certified Correct:

 JOSHUA G. VILLANUEVA
 OIC, Budget Office
 Date: April 22, 2026 04:14 PM

Certified Correct:

 CHERRY PEARL C. RIVERA
 Accountant III
 Date: April 22, 2026 04:14 PM

Recommending Approval By:

 AIMEE T. FULGENCIO
 Chief, AFMD
 Date: April 22, 2026 04:28 PM

Approved By:

 LIZA G. BATTAD
 Executive Director III
 Date: April 22, 2026 04:28 PM