

SUMMARY OF APPROVED BUDGET, UTILIZATIONS, DISBURSEMENTS AND BALANCES BY OBJECT OF EXPENDITURES
(For Off-Budgetary Funds)
As at the Quarter Ending March 31, 2026

Department : Department of Agriculture (DA)
 Agency/Entity : Philippine Carabao Center
 Operating Unit : < not applicable >
 Organization Code (UACS) : 05 010 0000000
 Fund Cluster : 06 - Business Related Funds
 (e.g. UACS Fund Cluster: 05-Internally Generated Funds and 06-Business Related Funds)

Particulars	UACS CODE	Approved Budget			Utilizations					Disbursements				Balances			
		Approved Budgeted Revenue	Adjustments (Reductions, Modifications/ Augmentations)	Adjusted Budgeted Revenue	1st Quarter Ending March 31	2nd Quarter Ending June 30	3rd Quarter Ending September 30	4th Quarter Ending December 31	Total	1st Quarter Ending March 31	2nd Quarter Ending June 30	3rd Quarter Ending September 30	4th Quarter Ending December 31	Total	Unutilized Budget	Unpaid Obligations (10-15)=(17+18)	
																Due and Demandable	Not Yet Due and Demandable
1	2	3	4	5=(3+(-)4)	6	7	8	9	10=(6+7+8+9)	11	12	13	14	15=(11+12+13+14)	16=(5-10)	17	18
SUMMARY																	
A. AGENCY SPECIFIC BUDGET																	
MOOE		66,251,253.49	47,494,687.41	113,745,940.90	51,490,388.01	0.00	0.00	0.00	51,490,388.01	28,306,150.21	0.00	0.00	0.00	28,306,150.21	62,255,552.89	0.00	23,184,237.80
Traveling Expenses	5020100000	105,000.00	342,972.40	447,972.40	342,972.40	0.00	0.00	0.00	342,972.40	253,572.40	0.00	0.00	0.00	253,572.40	105,000.00	0.00	89,400.00
Traveling Expenses - Local	5020101000	0.00	342,972.40	342,972.40	342,972.40	0.00	0.00	0.00	342,972.40	253,572.40	0.00	0.00	0.00	253,572.40	0.00	0.00	89,400.00
Traveling Expenses - Local	5020101000	0.00	342,972.40	342,972.40	342,972.40	0.00	0.00	0.00	342,972.40	253,572.40	0.00	0.00	0.00	253,572.40	0.00	0.00	89,400.00
Traveling Expenses - Foreign	5020102000	105,000.00	0.00	105,000.00	0.00	0.00	0.00	0.00	0.00	0.00	0.00	0.00	0.00	0.00	105,000.00	0.00	0.00
Traveling Expenses - Foreign	5020102000	105,000.00	0.00	105,000.00	0.00	0.00	0.00	0.00	0.00	0.00	0.00	0.00	0.00	0.00	105,000.00	0.00	0.00
Training and Scholarship Expenses	5020200000	2,253.34	215,746.66	218,000.00	218,000.00	0.00	0.00	0.00	218,000.00	168,000.00	0.00	0.00	0.00	168,000.00	0.00	0.00	50,000.00
Training Expenses	5020201000	2,253.34	215,746.66	218,000.00	218,000.00	0.00	0.00	0.00	218,000.00	168,000.00	0.00	0.00	0.00	168,000.00	0.00	0.00	50,000.00
Training Expenses	5020201002	2,253.34	215,746.66	218,000.00	218,000.00	0.00	0.00	0.00	218,000.00	168,000.00	0.00	0.00	0.00	168,000.00	0.00	0.00	50,000.00
Supplies and Materials Expenses	5020300000	34,727,936.03	34,293,691.82	69,021,627.85	32,713,109.04	0.00	0.00	0.00	32,713,109.04	16,095,682.20	0.00	0.00	0.00	16,095,682.20	36,308,518.81	0.00	16,617,426.84
Office Supplies Expenses	5020301000	474,653.00	303,980.00	778,633.00	314,530.00	0.00	0.00	0.00	314,530.00	250,880.00	0.00	0.00	0.00	250,880.00	464,103.00	0.00	63,650.00
ICT Office Supplies	5020301001	458,753.00	11,250.00	470,003.00	11,250.00	0.00	0.00	0.00	11,250.00	0.00	0.00	0.00	0.00	0.00	458,753.00	0.00	11,250.00
Office Supplies Expenses	5020301002	15,900.00	292,730.00	308,630.00	303,280.00	0.00	0.00	0.00	303,280.00	250,880.00	0.00	0.00	0.00	250,880.00	5,350.00	0.00	52,400.00
Animal/Zoological Supplies Expenses	5020304000	0.00	13,620,108.10	13,620,108.10	13,620,108.10	0.00	0.00	0.00	13,620,108.10	0.00	0.00	0.00	0.00	0.00	0.00	0.00	13,620,108.10
Animal/Zoological Supplies Expenses	5020304000	0.00	13,620,108.10	13,620,108.10	13,620,108.10	0.00	0.00	0.00	13,620,108.10	0.00	0.00	0.00	0.00	0.00	0.00	0.00	13,620,108.10
Medical, Dental and Laboratory Supplies	5020308000	754,945.18	1,394,080.62	2,149,025.80	1,394,080.62	0.00	0.00	0.00	1,394,080.62	1,127,819.60	0.00	0.00	0.00	1,127,819.60	754,945.18	0.00	266,261.02
Medical, Dental and Laboratory Supplies	5020308000	754,945.18	1,394,080.62	2,149,025.80	1,394,080.62	0.00	0.00	0.00	1,394,080.62	1,127,819.60	0.00	0.00	0.00	1,127,819.60	754,945.18	0.00	266,261.02
Fuel, Oil and Lubricants Expenses	5020309000	0.00	757,615.00	757,615.00	757,615.00	0.00	0.00	0.00	757,615.00	400,675.00	0.00	0.00	0.00	400,675.00	0.00	0.00	356,940.00
Fuel, Oil and Lubricants Expenses	5020309000	0.00	757,615.00	757,615.00	757,615.00	0.00	0.00	0.00	757,615.00	400,675.00	0.00	0.00	0.00	400,675.00	0.00	0.00	356,940.00
Agricultural and Marine Supplies Expenses	5020310000	2,138,870.00	1,852,136.42	3,991,006.42	2,043,498.42	0.00	0.00	0.00	2,043,498.42	1,624,627.50	0.00	0.00	0.00	1,624,627.50	1,947,508.00	0.00	418,870.92
Agricultural and Marine Supplies Expenses	5020310000	2,138,870.00	1,852,136.42	3,991,006.42	2,043,498.42	0.00	0.00	0.00	2,043,498.42	1,624,627.50	0.00	0.00	0.00	1,624,627.50	1,947,508.00	0.00	418,870.92
Semi-Expendable Machinery and Equipment	5020321000	171,422.04	56,497.87	227,919.91	111,710.00	0.00	0.00	0.00	111,710.00	46,210.00	0.00	0.00	0.00	46,210.00	116,209.91	0.00	65,500.00
Information and Communications Technology	5020321003	106,700.00	43,210.00	149,910.00	65,710.00	0.00	0.00	0.00	65,710.00	14,710.00	0.00	0.00	0.00	14,710.00	84,200.00	0.00	51,000.00
Other Machinery and Equipment	5020321099	64,722.04	13,287.87	78,009.91	46,000.00	0.00	0.00	0.00	46,000.00	31,500.00	0.00	0.00	0.00	31,500.00	32,009.91	0.00	14,500.00
Semi-Expendable Furniture, Fixtures and	5020322000	76,517.64	140,000.00	216,517.64	140,000.00	0.00	0.00	0.00	140,000.00	0.00	0.00	0.00	0.00	0.00	76,517.64	0.00	140,000.00
Furniture and Fixtures	5020322001	76,517.64	140,000.00	216,517.64	140,000.00	0.00	0.00	0.00	140,000.00	0.00	0.00	0.00	0.00	0.00	76,517.64	0.00	140,000.00

This report was generated using the Unified Reporting System;

Status : SUBMITTED;

Date Printed : 22/04/2026 16:44 ;

Date of initial submission : April 22, 2026 4:28 PM;

Date of final submission : April 22, 2026 4:28 PM

Department : Department of Agriculture (DA)
 Agency/Entity : Philippine Carabao Center
 Operating Unit : < not applicable >
 Organization Code (UACS) : 05 010 000000
 Fund Cluster : 06 - Business Related Funds
 (e.g. UACS Fund Cluster: 05-Internally Generated Funds and 06-Business Related Funds)


Particulars	UACS CODE	Approved Budget			Utilizations					Disbursements					Balances		
		Approved Budgeted Revenue	Adjustments (Reductions, Modifications/Augmentations)	Adjusted Budgeted Revenue	1st Quarter Ending March 31	2nd Quarter Ending June 30	3rd Quarter Ending September 30	4th Quarter Ending December 31	Total	1st Quarter Ending March 31	2nd Quarter Ending June 30	3rd Quarter Ending September 30	4th Quarter Ending December 31	Total	Unutilized Budget	Unpaid Obligations (10-15)=(17+18)	
																Due and Demandable	Not Yet Due and Demandable
1	2	3	4	5=[(3+(-4))]	6	7	8	9	10=(6+7+8+9)	11	12	13	14	15=(11+12+13+14)	16=(5-10)	17	18
SUMMARY																	
A. AGENCY SPECIFIC BUDGET																	
Other Supplies and Materials Expenses	5020399000	31,111,528.17	16,169,273.81	47,280,801.98	14,331,566.90	0.00	0.00	0.00	14,331,566.90	12,645,470.10	0.00	0.00	0.00	12,645,470.10	32,949,235.08	0.00	1,686,096.80
Other Supplies and Materials Expenses	5020399000	31,111,528.17	16,169,273.81	47,280,801.98	14,331,566.90	0.00	0.00	0.00	14,331,566.90	12,645,470.10	0.00	0.00	0.00	12,645,470.10	32,949,235.08	0.00	1,686,096.80
Utility Expenses	5020400000	2,063,892.43	1,286,500.00	3,350,392.43	1,442,900.00	0.00	0.00	0.00	1,442,900.00	1,228,900.00	0.00	0.00	0.00	1,228,900.00	1,907,492.43	0.00	214,000.00
Water Expenses	5020401000	2,063,892.43	0.00	2,063,892.43	156,400.00	0.00	0.00	0.00	156,400.00	17,400.00	0.00	0.00	0.00	17,400.00	1,907,492.43	0.00	139,000.00
Water Expenses	5020401000	2,063,892.43	0.00	2,063,892.43	156,400.00	0.00	0.00	0.00	156,400.00	17,400.00	0.00	0.00	0.00	17,400.00	1,907,492.43	0.00	139,000.00
Electricity Expenses	5020402000	0.00	1,286,500.00	1,286,500.00	1,286,500.00	0.00	0.00	0.00	1,286,500.00	1,211,500.00	0.00	0.00	0.00	1,211,500.00	0.00	0.00	75,000.00
Electricity Expenses	5020402000	0.00	1,286,500.00	1,286,500.00	1,286,500.00	0.00	0.00	0.00	1,286,500.00	1,211,500.00	0.00	0.00	0.00	1,211,500.00	0.00	0.00	75,000.00
Communication Expenses	5020500000	3,581,983.12	58,208.13	3,640,191.25	93,155.00	0.00	0.00	0.00	93,155.00	64,055.00	0.00	0.00	0.00	64,055.00	3,547,036.25	0.00	29,100.00
Postage and Courier Services	5020501000	21,900.38	14,800.00	36,700.38	14,800.00	0.00	0.00	0.00	14,800.00	1,500.00	0.00	0.00	0.00	1,500.00	21,900.38	0.00	13,300.00
Postage and Courier Services	5020501000	21,900.38	14,800.00	36,700.38	14,800.00	0.00	0.00	0.00	14,800.00	1,500.00	0.00	0.00	0.00	1,500.00	21,900.38	0.00	13,300.00
Telephone Expenses	5020502000	1,295,744.94	38,608.13	1,334,353.07	52,555.00	0.00	0.00	0.00	52,555.00	46,055.00	0.00	0.00	0.00	46,055.00	1,281,798.07	0.00	6,500.00
Mobile	5020502001	342,634.15	38,608.13	381,242.28	48,055.00	0.00	0.00	0.00	48,055.00	41,555.00	0.00	0.00	0.00	41,555.00	333,187.28	0.00	6,500.00
Landline	5020502002	953,110.79	0.00	953,110.79	4,500.00	0.00	0.00	0.00	4,500.00	4,500.00	0.00	0.00	0.00	4,500.00	948,610.79	0.00	0.00
Internet Subscription Expenses	5020503000	1,789,354.81	0.00	1,789,354.81	21,000.00	0.00	0.00	0.00	21,000.00	16,500.00	0.00	0.00	0.00	16,500.00	1,768,354.81	0.00	4,500.00
Internet Subscription Expenses	5020503000	1,789,354.81	0.00	1,789,354.81	21,000.00	0.00	0.00	0.00	21,000.00	16,500.00	0.00	0.00	0.00	16,500.00	1,768,354.81	0.00	4,500.00
Cable, Satellite, Telegraph and Radio	5020504000	474,982.99	4,800.00	479,782.99	4,800.00	0.00	0.00	0.00	4,800.00	0.00	0.00	0.00	0.00	0.00	474,982.99	0.00	4,800.00
Cable, Satellite, Telegraph and Radio	5020504000	474,982.99	4,800.00	479,782.99	4,800.00	0.00	0.00	0.00	4,800.00	0.00	0.00	0.00	0.00	0.00	474,982.99	0.00	4,800.00
Awards/Rewards and Prizes	5020600000	339,023.81	0.00	339,023.81	0.00	0.00	0.00	0.00	0.00	0.00	0.00	0.00	0.00	0.00	339,023.81	0.00	0.00
Awards/Rewards Expenses	5020601000	339,023.81	0.00	339,023.81	0.00	0.00	0.00	0.00	0.00	0.00	0.00	0.00	0.00	0.00	339,023.81	0.00	0.00
Awards/Rewards Expenses	5020601001	289,023.81	0.00	289,023.81	0.00	0.00	0.00	0.00	0.00	0.00	0.00	0.00	0.00	0.00	289,023.81	0.00	0.00
Rewards and Incentives	5020601002	50,000.00	0.00	50,000.00	0.00	0.00	0.00	0.00	0.00	0.00	0.00	0.00	0.00	0.00	50,000.00	0.00	0.00
Professional Services	5021100000	6,484,142.54	1,016,669.15	7,500,811.69	3,432,477.40	0.00	0.00	0.00	3,432,477.40	2,175,449.95	0.00	0.00	0.00	2,175,449.95	4,068,334.29	0.00	1,257,027.45
Legal Services	5021101000	56,045.19	8,214.96	64,260.15	22,677.50	0.00	0.00	0.00	22,677.50	2,677.50	0.00	0.00	0.00	2,677.50	41,582.65	0.00	20,000.00
Legal Services	5021101000	56,045.19	8,214.96	64,260.15	22,677.50	0.00	0.00	0.00	22,677.50	2,677.50	0.00	0.00	0.00	2,677.50	41,582.65	0.00	20,000.00
Consultancy Services	5021103000	500,000.00	0.00	500,000.00	0.00	0.00	0.00	0.00	0.00	0.00	0.00	0.00	0.00	0.00	500,000.00	0.00	0.00
ICT Consultancy Services	5021103001	0.00	0.00	0.00	0.00	0.00	0.00	0.00	0.00	0.00	0.00	0.00	0.00	0.00	0.00	0.00	0.00
Consultancy Services	5021103002	500,000.00	0.00	500,000.00	0.00	0.00	0.00	0.00	0.00	0.00	0.00	0.00	0.00	0.00	500,000.00	0.00	0.00
Other Professional Services	5021199000	5,928,097.35	1,008,454.19	6,936,551.54	3,409,799.90	0.00	0.00	0.00	3,409,799.90	2,172,772.45	0.00	0.00	0.00	2,172,772.45	3,526,751.64	0.00	1,237,027.45
Other Professional Services	5021199000	5,928,097.35	1,008,454.19	6,936,551.54	3,409,799.90	0.00	0.00	0.00	3,409,799.90	2,172,772.45	0.00	0.00	0.00	2,172,772.45	3,526,751.64	0.00	1,237,027.45
General Services	5021200000	1,458,517.40	1,466,603.44	2,925,120.84	2,529,260.98	0.00	0.00	0.00	2,529,260.98	1,428,323.00	0.00	0.00	0.00	1,428,323.00	395,859.86	0.00	1,100,937.98
Janitorial Services	5021202000	55,807.44	188,280.44	244,087.88	200,000.00	0.00	0.00	0.00	200,000.00	200,000.00	0.00	0.00	0.00	200,000.00	44,087.88	0.00	0.00
Janitorial Services	5021202000	55,807.44	188,280.44	244,087.88	200,000.00	0.00	0.00	0.00	200,000.00	200,000.00	0.00	0.00	0.00	200,000.00	44,087.88	0.00	0.00


Department : Department of Agriculture (DA)
 Agency/Entity : Philippine Carabao Center
 Operating Unit : < not applicable >
 Organization Code (UACS) : 05 010 000000
 Fund Cluster : 06 - Business Related Funds
 (e.g. UACS Fund Cluster: 05-Internally Generated Funds and 06-Business Related Funds)


Particulars	UACS CODE	Approved Budget			Utilizations					Disbursements					Balances		
		Approved Budgeted Revenue	Adjustments (Reductions, Modifications/ Augmentations)	Adjusted Budgeted Revenue	1st Quarter Ending March 31	2nd Quarter Ending June 30	3rd Quarter Ending September 30	4th Quarter Ending December 31	Total	1st Quarter Ending March 31	2nd Quarter Ending June 30	3rd Quarter Ending September 30	4th Quarter Ending December 31	Total	Unused Budget	Unpaid Obligations (10-15)=(17+18)	
																Due and Demandable	Not Yet Due and Demandable
1	2	3	4	5=(3+(-)4)	6	7	8	9	10=(6+7+8+9)	11	12	13	14	15=(11+12+13+14)	16=(5-10)	17	18
SUMMARY																	
A. AGENCY SPECIFIC BUDGET																	
Security Services	5021203000	1,123,363.91	0.00	1,123,363.91	1,050,937.98	0.00	0.00	0.00	1,050,937.98	0.00	0.00	0.00	0.00	0.00	72,425.93	0.00	1,050,937.98
Security Services	5021203000	1,123,363.91	0.00	1,123,363.91	1,050,937.98	0.00	0.00	0.00	1,050,937.98	0.00	0.00	0.00	0.00	0.00	72,425.93	0.00	1,050,937.98
Other General Services	5021299000	279,346.05	1,278,323.00	1,557,669.05	1,278,323.00	0.00	0.00	0.00	1,278,323.00	1,228,323.00	0.00	0.00	0.00	1,228,323.00	279,346.05	0.00	50,000.00
Other General Services	5021299099	279,346.05	1,278,323.00	1,557,669.05	1,278,323.00	0.00	0.00	0.00	1,278,323.00	1,228,323.00	0.00	0.00	0.00	1,228,323.00	279,346.05	0.00	50,000.00
Repairs and Maintenance	5021300000	160,500.00	3,639,142.38	3,799,642.38	3,699,142.38	0.00	0.00	0.00	3,699,142.38	2,050,060.00	0.00	0.00	0.00	2,050,060.00	100,500.00	0.00	1,649,082.38
Repairs and Maintenance - Buildings and Other Structures	5021304000	0.00	1,300,000.00	1,300,000.00	1,300,000.00	0.00	0.00	0.00	1,300,000.00	1,200,000.00	0.00	0.00	0.00	1,200,000.00	0.00	0.00	100,000.00
Buildings	5021304001	0.00	1,200,000.00	1,200,000.00	1,200,000.00	0.00	0.00	0.00	1,200,000.00	1,200,000.00	0.00	0.00	0.00	1,200,000.00	0.00	0.00	0.00
Other Structures	5021304099	0.00	100,000.00	100,000.00	100,000.00	0.00	0.00	0.00	100,000.00	0.00	0.00	0.00	0.00	0.00	0.00	0.00	100,000.00
Repairs and Maintenance - Machinery and Equipment	5021305000	60,500.00	1,725,364.58	1,785,864.58	1,735,364.58	0.00	0.00	0.00	1,735,364.58	290,560.00	0.00	0.00	0.00	290,560.00	50,500.00	0.00	1,444,804.58
Office Equipment	5021305002	15,000.00	211,500.00	226,500.00	221,500.00	0.00	0.00	0.00	221,500.00	10,000.00	0.00	0.00	0.00	10,000.00	5,000.00	0.00	211,500.00
Information and Communication Technology Equipment	5021305003	45,500.00	0.00	45,500.00	0.00	0.00	0.00	0.00	0.00	0.00	0.00	0.00	0.00	0.00	45,500.00	0.00	0.00
Technical and Scientific Equipment	5021305014	0.00	100,000.00	100,000.00	100,000.00	0.00	0.00	0.00	100,000.00	100,000.00	0.00	0.00	0.00	100,000.00	0.00	0.00	0.00
Other Machinery and Equipment	5021305099	0.00	1,413,864.58	1,413,864.58	1,413,864.58	0.00	0.00	0.00	1,413,864.58	180,560.00	0.00	0.00	0.00	180,560.00	0.00	0.00	1,233,304.58
Repairs and Maintenance - Transportation Equipment	5021306000	0.00	263,777.80	263,777.80	263,777.80	0.00	0.00	0.00	263,777.80	159,500.00	0.00	0.00	0.00	159,500.00	0.00	0.00	104,277.80
Motor Vehicles	5021306001	0.00	263,777.80	263,777.80	263,777.80	0.00	0.00	0.00	263,777.80	159,500.00	0.00	0.00	0.00	159,500.00	0.00	0.00	104,277.80
Repairs and Maintenance - Furniture and Fixtures	5021307000	100,000.00	0.00	100,000.00	50,000.00	0.00	0.00	0.00	50,000.00	50,000.00	0.00	0.00	0.00	50,000.00	50,000.00	0.00	0.00
Repairs and Maintenance - Furniture and Fixtures	5021307000	100,000.00	0.00	100,000.00	50,000.00	0.00	0.00	0.00	50,000.00	50,000.00	0.00	0.00	0.00	50,000.00	50,000.00	0.00	0.00
Repairs and Maintenance - Other Property, Plant and Equipment	5021399000	0.00	350,000.00	350,000.00	350,000.00	0.00	0.00	0.00	350,000.00	350,000.00	0.00	0.00	0.00	350,000.00	0.00	0.00	0.00
Other Property, Plant and Equipment	5021399099	0.00	350,000.00	350,000.00	350,000.00	0.00	0.00	0.00	350,000.00	350,000.00	0.00	0.00	0.00	350,000.00	0.00	0.00	0.00
Taxes, Insurance Premiums and Other Fees	5021500000	1,277,716.98	49,193.41	1,326,910.39	471,271.68	0.00	0.00	0.00	471,271.68	279,171.68	0.00	0.00	0.00	279,171.68	855,638.71	0.00	192,100.00
Taxes, Duties and Licenses	5021501000	761,931.66	49,193.41	811,125.07	179,171.68	0.00	0.00	0.00	179,171.68	179,171.68	0.00	0.00	0.00	179,171.68	631,953.39	0.00	0.00
Taxes, Duties and Licenses	5021501001	761,931.66	49,193.41	811,125.07	179,171.68	0.00	0.00	0.00	179,171.68	179,171.68	0.00	0.00	0.00	179,171.68	631,953.39	0.00	0.00
Fidelity Bond Premiums	5021502000	50,000.00	0.00	50,000.00	0.00	0.00	0.00	0.00	0.00	0.00	0.00	0.00	0.00	0.00	50,000.00	0.00	0.00
Fidelity Bond Premiums	5021502000	50,000.00	0.00	50,000.00	0.00	0.00	0.00	0.00	0.00	0.00	0.00	0.00	0.00	0.00	50,000.00	0.00	0.00
Insurance Expenses	5021503000	465,785.32	0.00	465,785.32	292,100.00	0.00	0.00	0.00	292,100.00	100,000.00	0.00	0.00	0.00	100,000.00	173,685.32	0.00	192,100.00
Insurance Expenses	5021503000	465,785.32	0.00	465,785.32	292,100.00	0.00	0.00	0.00	292,100.00	100,000.00	0.00	0.00	0.00	100,000.00	173,685.32	0.00	192,100.00
Labor and Wages	5021600000	8,949,270.59	4,957,897.60	13,907,168.19	6,313,466.63	0.00	0.00	0.00	6,313,466.63	4,482,053.48	0.00	0.00	0.00	4,482,053.48	7,593,701.56	0.00	1,831,413.15
Labor and Wages	5021601000	8,949,270.59	4,957,897.60	13,907,168.19	6,313,466.63	0.00	0.00	0.00	6,313,466.63	4,482,053.48	0.00	0.00	0.00	4,482,053.48	7,593,701.56	0.00	1,831,413.15
Labor and Wages	5021601000	8,949,270.59	4,957,897.60	13,907,168.19	6,313,466.63	0.00	0.00	0.00	6,313,466.63	4,482,053.48	0.00	0.00	0.00	4,482,053.48	7,593,701.56	0.00	1,831,413.15
Other Maintenance and Operating Expenses	5029900000	7,101,017.25	168,062.42	7,269,079.67	234,632.50	0.00	0.00	0.00	234,632.50	80,882.50	0.00	0.00	0.00	80,882.50	7,034,447.17	0.00	153,750.00
Advertising Expenses	5029901000	0.00	30,000.00	30,000.00	30,000.00	0.00	0.00	0.00	30,000.00	30,000.00	0.00	0.00	0.00	30,000.00	0.00	0.00	0.00
Advertising Expenses	5029901000	0.00	30,000.00	30,000.00	30,000.00	0.00	0.00	0.00	30,000.00	30,000.00	0.00	0.00	0.00	30,000.00	0.00	0.00	0.00


Department : Department of Agriculture (DA)
 Agency/Entity : Philippine Carabao Center
 Operating Unit : < not applicable >
 Organization Code (UACS) : 05 010 0000000
 Fund Cluster : 06 - Business Related Funds
 (e.g. UACS Fund Cluster: 05-Internally Generated Funds and 06-Business Related Funds)

Particulars	UACS CODE	Approved Budget			Utilizations					Disbursements				Balances			
		Approved Budgeted Revenue	Adjustments (Reductions, Modifications/ Augmentations)	Adjusted Budgeted Revenue	1st Quarter Ending March 31	2nd Quarter Ending June 30	3rd Quarter Ending September 30	4th Quarter Ending December 31	Total	1st Quarter Ending March 31	2nd Quarter Ending June 30	3rd Quarter Ending September 30	4th Quarter Ending December 31	Total	Unutilized Budget	Unpaid Obligations (10-15)=(17+18)	
		3	4	5=(3+(-4))	6	7	8	9	10=(6+7+8+9)	11	12	13	14	15=(11+12+13+14)	16=(5-10)	Due and Demandable	Not Yet Due and Demandable
SUMMARY																	
A. AGENCY SPECIFIC BUDGET																	
Printing and Publication Expenses	5029902000	323,880.00	0.00	323,880.00	18,000.00	0.00	0.00	0.00	18,000.00	18,000.00	0.00	0.00	0.00	18,000.00	305,880.00	0.00	0.00
Printing and Publication Expenses	5029902000	323,880.00	0.00	323,880.00	18,000.00	0.00	0.00	0.00	18,000.00	18,000.00	0.00	0.00	0.00	18,000.00	305,880.00	0.00	0.00
Transportation and Delivery Expenses	5029904000	147,134.57	131,312.42	278,446.99	166,800.00	0.00	0.00	0.00	166,800.00	16,800.00	0.00	0.00	0.00	16,800.00	111,646.99	0.00	150,000.00
Transportation and Delivery Expenses	5029904000	147,134.57	131,312.42	278,446.99	166,800.00	0.00	0.00	0.00	166,800.00	16,800.00	0.00	0.00	0.00	16,800.00	111,646.99	0.00	150,000.00
Rent/Lease Expenses	5029905000	689,409.82	0.00	689,409.82	0.00	0.00	0.00	0.00	0.00	0.00	0.00	0.00	0.00	0.00	689,409.82	0.00	0.00
Rents - Building and Structures	5029905001	197,600.00	0.00	197,600.00	0.00	0.00	0.00	0.00	0.00	0.00	0.00	0.00	0.00	0.00	197,600.00	0.00	0.00
Rents - Land	5029905002	373,169.82	0.00	373,169.82	0.00	0.00	0.00	0.00	0.00	0.00	0.00	0.00	0.00	0.00	373,169.82	0.00	0.00
Rents - Motor Vehicles	5029905003	68,640.00	0.00	68,640.00	0.00	0.00	0.00	0.00	0.00	0.00	0.00	0.00	0.00	0.00	68,640.00	0.00	0.00
Rents - Equipment	5029905004	50,000.00	0.00	50,000.00	0.00	0.00	0.00	0.00	0.00	0.00	0.00	0.00	0.00	0.00	50,000.00	0.00	0.00
Subscription Expenses	5029907000	79,925.00	0.00	79,925.00	4,302.50	0.00	0.00	0.00	4,302.50	4,302.50	0.00	0.00	0.00	4,302.50	75,622.50	0.00	0.00
Other Subscription Expenses	5029907099	79,925.00	0.00	79,925.00	4,302.50	0.00	0.00	0.00	4,302.50	4,302.50	0.00	0.00	0.00	4,302.50	75,622.50	0.00	0.00
Bank Transaction Fee	5029922000	0.00	3,000.00	3,000.00	3,000.00	0.00	0.00	0.00	3,000.00	3,000.00	0.00	0.00	0.00	3,000.00	0.00	0.00	0.00
Bank Transaction Fee	5029922000	0.00	3,000.00	3,000.00	3,000.00	0.00	0.00	0.00	3,000.00	3,000.00	0.00	0.00	0.00	3,000.00	0.00	0.00	0.00
Other Maintenance and Operating Expenses	5029999000	5,860,667.86	3,750.00	5,864,417.86	12,530.00	0.00	0.00	0.00	12,530.00	8,780.00	0.00	0.00	0.00	8,780.00	5,851,887.86	0.00	3,750.00
Other Maintenance and Operating Expenses	5029999099	5,860,667.86	3,750.00	5,864,417.86	12,530.00	0.00	0.00	0.00	12,530.00	8,780.00	0.00	0.00	0.00	8,780.00	5,851,887.86	0.00	3,750.00
CO		3,926,219.94	57,000.00	3,983,219.94	57,000.00	0.00	0.00	0.00	57,000.00	57,000.00	0.00	0.00	0.00	57,000.00	3,926,219.94	0.00	0.00
Property, Plant and Equipment Outlay	5060400000	1,092,776.50	57,000.00	1,149,776.50	57,000.00	0.00	0.00	0.00	57,000.00	57,000.00	0.00	0.00	0.00	57,000.00	1,092,776.50	0.00	0.00
Machinery and Equipment Outlay	5060405000	612,077.00	57,000.00	669,077.00	57,000.00	0.00	0.00	0.00	57,000.00	57,000.00	0.00	0.00	0.00	57,000.00	612,077.00	0.00	0.00
Office Equipment	5060405002	612,077.00	0.00	612,077.00	0.00	0.00	0.00	0.00	0.00	0.00	0.00	0.00	0.00	0.00	612,077.00	0.00	0.00
Other Machinery and Equipment	5060405099	0.00	57,000.00	57,000.00	57,000.00	0.00	0.00	0.00	57,000.00	57,000.00	0.00	0.00	0.00	57,000.00	0.00	0.00	0.00
Furniture, Fixtures and Books Outlay	5060407000	480,699.50	0.00	480,699.50	0.00	0.00	0.00	0.00	0.00	0.00	0.00	0.00	0.00	0.00	480,699.50	0.00	0.00
Furniture and Fixtures	5060407001	480,699.50	0.00	480,699.50	0.00	0.00	0.00	0.00	0.00	0.00	0.00	0.00	0.00	0.00	480,699.50	0.00	0.00
Biological Assets Outlay	5060500000	2,833,443.44	0.00	2,833,443.44	0.00	0.00	0.00	0.00	0.00	0.00	0.00	0.00	0.00	0.00	2,833,443.44	0.00	0.00
Bearer Biological Assets Outlay	5060501000	2,833,443.44	0.00	2,833,443.44	0.00	0.00	0.00	0.00	0.00	0.00	0.00	0.00	0.00	0.00	2,833,443.44	0.00	0.00
Breeding Stocks	5060501001	2,833,443.44	0.00	2,833,443.44	0.00	0.00	0.00	0.00	0.00	0.00	0.00	0.00	0.00	0.00	2,833,443.44	0.00	0.00
GRAND TOTAL		70,177,473.43	47,551,687.41	117,729,160.84	51,547,388.01	0.00	0.00	0.00	51,547,388.01	28,363,150.21	0.00	0.00	0.00	28,363,150.21	66,181,772.83	0.00	23,184,237.80

Certified Correct:

JOSHUA G. VILLANUEVA
 OIC, Budget Office
 Date April 22, 2026 04:14 PM

Certified Correct:

CHERRY PEARL CRIVERA
 Accountant III
 Date April 22, 2026 04:14 PM

Recommending Approval By:

AIMEE T. BULGENCIO
 Chief, AFMD
 Date April 22, 2026 04:28 PM

Approved By:

LIZA G. BATTAD
 Executive Director III
 Date April 22, 2026 04:28 PM