




QUARTERLY REPORT OF REVENUE AND OTHER RECEIPTS
As at the Quarter Ending March 31, 2026


Department : Department of Agriculture (DA)
 Agency/Entity : Philippine Carabao Center
 Operating Unit : < not applicable >
 Organization Code (UACS) : 05 010 0000000
 Fund Cluster : 01 - Regular Agency Fund

Classification/Sources of Revenue and Other Receipts	UACS CODE	REVENUE TARGET (Annual) per BESF	Actual Revenue and Other Receipts Collections					Cumulative Remittance/Deposits to Date			Variance		Remarks
			1st Quarter Ending March 31	2nd Quarter Ending June 30	3rd Quarter Ending September 30	4th Quarter Ending December 31	Total	Remittance to BTr	Deposited with AGDB	Total	Amount	%	
1	2	3	4	5	6	7	8=(4+5+6+7)	9	10	11=(9+10)	12=(8-3)	13=(12/3)	14
Regular Agency Fund		0.00	707,116.16	0.00	0.00	0.00	707,116.16	564,871.42	142,244.74	707,116.16	707,116.16	0 %	
Revenue Collections		0.00	667,184.50	0.00	0.00	0.00	667,184.50	555,068.48	112,116.02	667,184.50	667,184.50	0 %	
Cash Revenue		0.00	524,868.61	0.00	0.00	0.00	524,868.61	420,891.59	103,977.02	524,868.61	524,868.61	0 %	
Non-Tax		0.00	524,868.61	0.00	0.00	0.00	524,868.61	420,891.59	103,977.02	524,868.61	524,868.61	0 %	
Miscellaneous Income	4060999000	0.00	524,868.61	0.00	0.00	0.00	524,868.61	420,891.59	103,977.02	524,868.61	524,868.61	0 %	
Non-Cash Revenue		0.00	142,315.89	0.00	0.00	0.00	142,315.89	134,176.89	8,139.00	142,315.89	142,315.89	0 %	
Collections effected through outright deductions from claims		0.00	142,315.89	0.00	0.00	0.00	142,315.89	134,176.89	8,139.00	142,315.89	142,315.89	0 %	
Miscellaneous Income	4060999000	0.00	142,315.89	0.00	0.00	0.00	142,315.89	134,176.89	8,139.00	142,315.89	142,315.89	0 %	
Non-Revenue Collections/Other Receipts		0.00	39,931.66	0.00	0.00	0.00	39,931.66	9,802.94	30,128.72	39,931.66	39,931.66	0 %	
Cash Receipts		0.00	39,931.66	0.00	0.00	0.00	39,931.66	9,802.94	30,128.72	39,931.66	39,931.66	0 %	
Non-Tax		0.00	128.72	0.00	0.00	0.00	128.72	0.00	128.72	128.72	128.72	0 %	
Interest on NG Deposits	4020221001	0.00	128.72	0.00	0.00	0.00	128.72	0.00	128.72	128.72	128.72	0 %	
Others		0.00	39,802.94	0.00	0.00	0.00	39,802.94	9,802.94	30,000.00	39,802.94	39,802.94	0 %	
Advances for Operation Expenses	1990101000	0.00	5,290.94	0.00	0.00	0.00	5,290.94	5,290.94	0.00	5,290.94	5,290.94	0 %	
Advances for Special Disbursing Officer	1990103000	0.00	4,152.00	0.00	0.00	0.00	4,152.00	4,152.00	0.00	4,152.00	4,152.00	0 %	
Advances to Officers and Employees	1990104000	0.00	30,360.00	0.00	0.00	0.00	30,360.00	360.00	30,000.00	30,360.00	30,360.00	0 %	
GRAND TOTAL		0.00	707,116.16	0.00	0.00	0.00	707,116.16	564,871.42	142,244.74	707,116.16	707,116.16	0 %	

Certified Correct:

 JOSHUA G. VILLANUEVA
 OIC, Budget Office
 Date: April 22, 2026 05:38 PM

Certified Correct:

 CHERRY PEARL O. RIVERA
 Accountant III
 Da April 22, 2026 05:38 PM

Recommending Approval By:

 AIMEE T. FULGENCIO
 Chief, AFMD
 Da April 22, 2026 05:40 PM

Approved By:

 LIZA G. BATTAD
 Executive Director III
 Date: April 22, 2026 05:41 PM

RPT-2604-0024